



Air Conditioning & Heating

# GPG13M

## 2- TO 5-TON

### PACKAGED GAS/ELECTRIC UNITS

# 13 SEER / 80% AFUE

**COOLING CAPACITIES: 23,600 TO 57,000 BTU/H**

**HEATING CAPACITIES: 46,000 TO 138,000 BTU/H**

#### Standard Features

- High-efficiency compressor
- Durable, corrosion-resistant T-140 aluminized steel tubular heat exchanger
- Copper tube/aluminum fin coil with flowrater expansion device
- Recirculating blower motor: PSC type on 2- to 3½-ton units; X-13 type on 4- and 5-ton units
- Fully charged R-410A system
- Redundant gas valve and easy conversion to propane
- Power-assisted combustion
- Direct spark ignition system includes a microprocessor-based control for the entire ignition sequence, all blower operation, and all safety circuits complete with self-diagnostics
- All models comply with California Low NOx standards
- AHRI Certified; ETL Listed

#### Cabinet Features

- High-quality UV-resistant powder-paint finish
- Horizontal or downflow application
- Convenient access panels
- One roof curb fits all units
- Fully insulated cabinet
- Bottom, 2" high base rails for easier handling
- All GPG13M models fit in a standard-size pick-up truck
- When properly anchored, meets the 2001 Florida Building Code unit integrity requirements for hurricane-type winds (Anchor bracket kits available.)



#### Contents

Nomenclature .....	2
Product Specifications .....	3
Expanded Cooling Data .....	6
Airflow Data .....	18
Dimensions .....	21
Wiring Diagrams .....	22
Accessories .....	24



\* Complete warranty details available from your local dealer or at [www.goodmanmfg.com](http://www.goodmanmfg.com). To receive the 10-Year Parts Limited Warranty, online registration must be completed within 60 days of installation. Online registration is not required in California or Québec.



NOMENCLATURE

	G	P	G	13	24	045	M	4	1	
	1	2	3	4,5	6,7	8,9,10	11	12	13	
<b>Brand</b>	G Goodman® Brand									<b>Electrical</b>
										1 208-230/1/60
<b>Product Category</b>	P Packaged Unit									3 208-230/3/60
<b>Unit Type</b>	G Gas/Electric									<b>Refrigerant</b>
										2 R-22
										4 R-410A
<b>Efficiency</b>	13 13 SEER									<b>Configuration</b>
	15 15 SEER									H Horizontal
										M Multi-Position
<b>Nominal Capacity</b>	24 2 Tons									<b>Heat Input</b>
	42 3½ Tons									45 46 MBTU/h
	30 2½ tons									70 69 MBTU/h
	48 4 Tons									90 92 MBTU/h
	36 3 Tons									115 115 MBTU/h
	60 5 Tons									140 138 MBTU/h



SPECIFICATIONS

	GPG1324 045M41A*	GPG1324 070M41A*	GPG1330 045M41A*	GPG1330 070M41A*	GPG1336 045M41A*	GPG1336 045M41C*
<b>COOLING CAPACITY</b>						
Total BTU/h	23,600	23,600	28,600	28,600	36,000	35,000
Sensible BTU/h	18,800	18,800	22,600	22,600	27,800	27,800
SEER / EER	13.0 / 11.0	13.0 / 11.0	13.0 / 11.0	13.0 / 11.0	13.0 / 10.75	13.0 / 11.0
Decibels	78	78	78	78	78	78
AHRI Reference #s	4385090	4385090	4385091	4385091	4385094	5035714
<b>HEATING CAPACITY</b>						
Input BTU/h	46,000	69,000	46,000	69,000	46,000	46,000
Output BTU/h	36,700	55,000	36,700	55,000	36,700	36,700
AFUE	80	80	80	80	80	80
Temperature Rise Range	30 - 60	35 - 65	30 - 60	35 - 65	30 - 60	30 - 60
No. of Burners	2	3	2	3	2	2
Orifice Size (Natural/Propane)	43 / 55	43 / 55	43 / 55	43 / 55	43 / 55	43 / 55
<b>EVAPORATOR MOTOR</b>						
Type	PSC	PSC	PSC	PSC	PSC	PSC
Wheel (D x W)	10" x 8"	10" x 8"	10" x 8"	10" x 8"	10" x 9"	10" x 9"
Indoor Nominal CFM	800	800	1,000	1,000	1,200	1,250
Motor Speed Tap (Cooling)	Med	Med	Med	Med	High	Med
RPM/Amps (Cooling)	952/1.5	952/1.5	1,015/1.85	1,015/1.85	910/3.06	910/3.06
Horsepower	1/4	1/4	1/3	1/3	1/3	1/3
<b>EVAPORATOR COIL</b>						
Face Area (ft <sup>2</sup> )	4.33	4.33	4.33	4.33	4.33	4.33
Rows Deep/Fins per Inch	3/16	3/16	4/16	4/16	4/14	4/14
Piston Size (Cooling)	0.053	0.053	0.062	0.062	0.070	0.070
Filter Size (ft <sup>2</sup> )	2.7	2.7	3.3	3.3	4.2	4.2
Drain Size (NPT)	¾"	¾"	¾"	¾"	¾"	¾"
Refrigerant Charge (oz.)	80	80	80	80	85	85
<b>CONDENSER FAN / COIL</b>						
Horsepower - RPM	1/4 - 830	1/4 - 830	1/4 - 1,100	1/4 - 1,100	1/4 - 830	1/4 - 830
Diameter / # of Blades	22" / 3	22" / 3	22" / 3	22" / 3	22" / 3	22" / 3
Outdoor Nominal CFM	2,400	2,400	2,700	2,700	2,400	2,400
Face Area (ft <sup>2</sup> )	12.3	12.3	12.3	12.3	12.3	12.2
Rows Deep/Fins per Inch	1/24	1/24	1/24	1/24	1/24	2/16
<b>COMPRESSOR</b>						
Quantity / Type	1 / Recip	1 / Recip	1 / Recip	1 / Recip	1 / Scroll	1 / Scroll
Stage	Single	Single	Single	Single	Single	Single
Compressor RLA/LRA	8.3 / 43.0	8.3 / 43.0	10.6 / 54.0	10.6 / 54.0	16.7/79.0	16.7/79.0
<b>ELECTRICAL DATA</b>						
Voltage/Phase/Frequency	208/230-1-60	208/230-1-60	208/230-1-60	208/230-1-60	208/230-1-60	208/230-1-60
Indoor Blower FLA/LRA	1.5 / 2.2	1.5 / 2.2	1.9 / 3.1	1.9 / 3.1	3.06/4.1	3.06/4.1
Outdoor Fan RLA/LRA	1.5 / 3.0	1.5 / 3.0	1.4 / 2.9	1.4 / 2.9	1.5 / 3.0	1.5 / 3.0
Total Unit Amps	11.3	11.3	13.9	13.9	21.2	21.2
Min. Circuit Ampacity	13.4	13.4	16.6	16.6	25.4	25.4
Max. Overcurrent Protection	20 amps	20 amps	25 amps	25 amps	40 amps	40 amps
Entrance Size Power Supply	1½"	1½"	1½"	1½"	1½"	1½"
Entrance Size Control Voltage	¾"	¾"	¾"	¾"	¾"	¾"
<b>OPERATING WEIGHT (LBS)</b>	412	417	415	420	449	460
<b>SHIP WEIGHT (LBS)</b>	435	439	438	442	470	481

<sup>1</sup> Wire size should be determined in accordance with National Electrical Codes. Extensive wire runs will require larger wire sizes.

<sup>2</sup> Must use time-delay fuses or HACR-type circuit breakers of the same size as noted.

Note: Always check the S&R plate for electrical data on the unit being installed.

# SPECIFICATIONS (CONT.)

	GPG1336 070M41A*	GPG1336 070M41C*	GPG1336 090M41A*	GPG1336 090M41C*	GPG1342 070M41A*	GPG1342 090M41A*
<b>COOLING CAPACITY</b>						
Total BTU/h	36,000	35,000	36,000	35,000	40,500	40,500
Sensible BTU/h	27,800	27,800	27,800	27,800	30,800	30,800
SEER / EER	13.0 / 10.75	13.0 / 11.0	13.0 / 10.75	13.0 / 11.0	13.0 / 11.0	13.0 / 11.0
Decibels	78	78	78	78	78	78
AHRI Reference #s	4385094	5035714	4385094	5035714	4385096	4385096
<b>HEATING CAPACITY</b>						
Input BTU/h	69,000	69,000	92,000	92,000	69,000	92,000
Output BTU/h	55,000	55,000	73,600	73,600	55,000	73,600
AFUE	80	80	80	80	80	80
Temperature Rise Range	35 - 65	35 - 65	45 - 75	45 - 75	35 - 65	45 - 75
No. of Burners	3	3	4	4	3	4
Orifice Size (Natural/Propane)	43 / 55	43 / 55	43 / 55	43 / 55	43 / 55	43 / 55
<b>EVAPORATOR MOTOR</b>						
Type	PSC	PSC	PSC	PSC	PSC	PSC
Wheel (D x W)	10" x 9"	10" x 9"	10" x 9"	10" x 9"	10" x 10"	10" x 10"
Indoor Nominal CFM	1,200	1,250	1,200	1,250	1,300	1,300
Motor Speed Tap (Cooling)	High	Med	High	Med	Medium	Medium
RPM/Amps (Cooling)	910/3.06	910/3.06	910/3.06	910/3.06	910/3.06	910/3.06
Horsepower	1/3	1/3	1/3	1/3	1/3	1/3
<b>EVAPORATOR COIL</b>						
Face Area (ft <sup>2</sup> )	4.33	4.33	4.33	4.33	5.67	5.67
Rows Deep/Fins per Inch	4/14	4/14	4/14	4/14	4/14	4/14
Piston Size (Cooling)	0.070	0.070	0.070	0.070	0.072	0.072
Filter Size (ft <sup>2</sup> )	4.2	4.2	4.2	4.2	4.7	4.7
Drain Size (NPT)	¾"	¾"	¾"	¾"	¾"	¾"
Refrigerant Charge (oz.)	85	85	85	85	105	105
<b>CONDENSER FAN / COIL</b>						
Horsepower - RPM	1/4 - 830	1/4 - 830	1/4 - 830	1/4 - 830	1/4 - 1100	1/4 - 1100
Diameter / # of Blades	22" / 3	22" / 3	22" / 3	22" / 3	22" / 3	22" / 3
Outdoor Nominal CFM	2,400	2,400	2,400	2,400	3,500	3,500
Face Area (ft <sup>2</sup> )	12.3	12.2	12.3	12.2	15.4	15.4
Rows Deep/Fins per Inch	1/24	2/16	1/24	2/16	1/24	1/24
<b>COMPRESSOR</b>						
Quantity / Type	1 / Scroll	1 / Scroll	1 / Scroll	1 / Scroll	1 / Scroll	1 / Scroll
Stage	Single	Single	Single	Single	Single	Single
Compressor RLA/LRA	16.7/79.0	16.7/79.0	16.7/79.0	16.7/79.0	17.9 / 112	17.9 / 112
<b>ELECTRICAL DATA</b>						
Voltage/Phase/Frequency	208/230-1-60	208/230-1-60	208/230-1-60	208/230-1-60	208/230-1-60	208/230-1-60
Indoor Blower FLA/LRA	3.06/4.1	3.06/4.1	3.06/4.1	3.06/4.1	3.0 / 4.1	3.0 / 4.1
Outdoor Fan RLA/LRA	1.5 / 3.0	1.5 / 3.0	1.5 / 3.0	1.5 / 3.0	1.4/ 2.9	1.4/ 2.9
Total Unit Amps	21.2	21.2	21.2	21.2	22.3	22.3
Min. Circuit Ampacity	25.4	25.4	25.4	25.4	26.8	26.8
Max. Overcurrent Protection	40 amps	40 amps	40 amps	40 amps	40 amps	40 amps
Entrance Size Power Supply	1½"	1½"	1½"	1½"	1½"	1½"
Entrance Size Control Voltage	¾"	¾"	¾"	¾"	¾"	¾"
<b>OPERATING WEIGHT (LBS)</b>	453	464	458	469	493	496
<b>SHIP WEIGHT (LBS)</b>	475	486	480	491	515	520

<sup>1</sup> Wire size should be determined in accordance with National Electrical Codes. Extensive wire runs will require larger wire sizes.

<sup>2</sup> Must use time-delay fuses or HACR-type circuit breakers of the same size as noted.

Note: Always check the S&R plate for electrical data on the unit being installed.

SPECIFICATIONS (CONT.)

	GPG1348 070M41A*	GPG1348 090M41A	GPG1348 115M41A	GPG1360 090M41A	GPG1360 115M41A	GPG1360 140M41A
<b>COOLING CAPACITY</b>						
Total BTU/h	46,000	46,000	46,000	57,000	57,000	57,000
Sensible BTU/h	36,700	36,700	36,700	43,800	43,800	43,800
SEER / EER	13.0 / 11.0	13.0 / 11.0	13.0 / 11.0	13.0 / 10.75	13.0 / 10.75	13.0 / 10.75
Decibels	80	80	80	80	80	80
AHRI Reference #s	4385097	4385097	4385097	4385099	4385099	4385099
<b>HEATING CAPACITY</b>						
Input BTU/h	69,000	92,000	115,000	92,000	115,000	138,000
Output BTU/h	55,000	73,600	92,000	73,600	92,000	110,400
AFUE	80	80	80	80	80	80
Temperature Rise Range	35 - 65	45 - 75	45 - 75	45 - 75	45 - 75	45 - 75
No. of Burners	3	4	5	4	5	6
Orifice Size (Natural/Propane)	43 / 55	43 / 55	43 / 55	43 / 55	43 / 55	43 / 55
<b>EVAPORATOR MOTOR</b>						
Type	EEM	EEM	EEM	EEM	EEM	EEM
Wheel (D x W)	11" x 10"	11" x 10"	11" x 10"	11" x 10"	11" x 10"	11" x 10"
Indoor Nominal CFM	1,550	1,550	1,550	1,750	1,750	1,750
Motor Speed Tap (Cooling)	T4	T4	T4	T4	T4	T4
RPM/Amps (Cooling)	1,050/5.8	1,050/5.8	1,050/5.8	1,050/7.6	1,050/7.6	1,050/7.6
Horsepower	3/4	3/4	3/4	1.0	1.0	1.0
<b>EVAPORATOR COIL</b>						
Face Area (ft <sup>2</sup> )	5.67	5.67	5.67	5.67	5.67	5.67
Rows Deep/Fins per Inch	4/14	4/14	4/14	4/14	4/14	4/14
Piston Size (Cooling)	0.076	0.076	0.076	0.087	0.087	0.087
Filter Size (ft <sup>2</sup> )	5.1	5.1	5.1	6.3	6.3	6.3
Drain Size (NPT)	¾"	¾"	¾"	¾"	¾"	¾"
Refrigerant Charge (oz.)	125	125	125	185	185	185
<b>CONDENSER FAN / COIL</b>						
Horsepower - RPM	1/4 - 1100	1/4 - 1100	1/4 - 1100	1/4 - 1100	1/4 - 1100	1/4 - 1100
Diameter / # of Blades	22" / 3	22" / 3	22" / 3	22" / 3	22" / 3	22" / 3
Outdoor Nominal CFM	3,500	3,500	3,500	3,500	3,500	3,500
Face Area (ft <sup>2</sup> )	15.4	15.4	15.4	15.2	15.2	15.2
Rows Deep/Fins per Inch	1/24	1/24	1/24	2/16	2/16	2/16
<b>COMPRESSOR</b>						
Quantity / Type	1 / Scroll	1 / Scroll	1 / Scroll	1 / Scroll	1 / Scroll	1 / Scroll
Stage	Single	Single	Single	Single	Single	Single
Compressor RLA/LRA	19.9/109	19.9/109	19.9/109	26.4 / 134	26.4 / 134	26.4 / 134
<b>ELECTRICAL DATA</b>						
Voltage/Phase/Frequency	208/230-1-60	208/230-1-60	208/230-1-60	208/230-1-60	208/230-1-60	208/230-1-60
Indoor Blower FLA/LRA	5.8	5.8	5.8	7.6	7.6	7.6
Outdoor Fan RLA/LRA	1.4/ 2.9	1.4/ 2.9	1.4/ 2.9	1.4/ 2.9	1.4/ 2.9	1.4/ 2.9
Total Unit Amps	27.1	27.1	27.1	35.4	35.4	35.4
Min. Circuit Ampacity	32.1	32.1	32.1	42	42	42
Max. Overcurrent Protection	50 amps	50 amps	50 amps	60 amps	60 amps	60 amps
Entrance Size Power Supply	1½"	1½"	1½"	1½"	1½"	1½"
Entrance Size Control Voltage	¾"	¾"	¾"	¾"	¾"	¾"
<b>OPERATING WEIGHT (LBS)</b>	518	523	528	533	538	543
<b>SHIP WEIGHT (LBS)</b>	540	545	550	555	560	565

<sup>1</sup> Wire size should be determined in accordance with National Electrical Codes. Extensive wire runs will require larger wire sizes.

<sup>2</sup> Must use time-delay fuses or HACR-type circuit breakers of the same size as noted.

Note: Always check the S&R plate for electrical data on the unit being installed.

# EXPANDED COOLING DATA — GPG1324XXM41

IDB		OUTDOOR AMBIENT TEMPERATURE																											
		65				75				85				95				105				115							
		59	63	67	71	59	63	67	71	59	63	67	71	59	63	67	71	59	63	67	71	59	63	67	71				
		ENTERING INDOOR WET BULB TEMPERATURE																											
AIRFLOW		59	63	67	71	59	63	67	71	59	63	67	71	59	63	67	71	59	63	67	71	59	63	67	71	59	63	67	71
890		MBh	23.5	24.4	26.7	-	23.0	23.8	26.1	-	22.4	23.2	25.5	-	21.9	22.7	24.8	-	20.8	21.5	23.6	-	19.3	20.0	21.9	-			
		S/T	0.8	0.7	0.5	-	0.8	0.7	0.5	-	0.8	0.7	0.5	-	0.9	0.7	0.5	-	0.9	0.7	0.5	-	0.9	0.8	0.5	-			
		ΔT	1.9	1.7	1.3	-	1.9	1.7	1.3	-	1.9	1.7	1.3	-	1.9	1.7	1.3	-	1.9	1.7	1.3	-	1.8	1.6	1.2	-			
890		kW	1.7	1.7	1.8	-	1.8	1.9	1.9	-	1.9	2.0	2.0	-	2.0	2.1	2.1	-	2.1	2.2	2.2	-	2.2	2.2	2.3	-			
		Amps	6.7	6.8	7.0	-	7.1	7.3	7.5	-	7.7	7.9	8.1	-	8.2	8.4	8.6	-	8.7	8.9	9.1	-	9.2	9.4	9.7	-			
790		Hi Pr	243	262	276	-	273	294	310	-	310	334	353	-	353	380	402	-	398	428	452	-	439	473	499	-			
		Lo Pr	112	119	130	-	119	126	138	-	123	131	143	-	129	138	150	-	136	144	158	-	140	149	163	-			
		MBh	22.8	23.7	25.9	-	22.3	23.1	25.3	-	21.8	22.6	24.7	-	21.2	22.0	24.1	-	20.2	20.9	22.9	-	18.7	19.4	21.2	-			
		S/T	0.8	0.6	0.4	-	0.8	0.6	0.4	-	0.8	0.7	0.5	-	0.8	0.7	0.5	-	0.9	0.7	0.5	-	0.9	0.7	0.5	-			
		ΔT	2.0	1.7	1.3	-	2.0	1.7	1.3	-	2.0	1.8	1.3	-	2.0	1.8	1.3	-	2.0	1.7	1.3	-	1.9	1.6	1.2	-			
790		kW	1.7	1.7	1.8	-	1.8	1.8	1.9	-	1.9	2.0	2.0	-	2.0	2.1	2.1	-	2.1	2.1	2.2	-	2.2	2.2	2.3	-			
		Amps	6.6	6.7	6.9	-	7.1	7.2	7.5	-	7.6	7.8	8.0	-	8.1	8.3	8.6	-	8.6	8.8	9.1	-	9.1	9.3	9.6	-			
690		Hi Pr	241	259	274	-	270	291	307	-	307	331	349	-	350	377	398	-	394	424	447	-	435	468	494	-			
		Lo Pr	111	118	129	-	117	125	136	-	122	130	142	-	128	136	149	-	134	143	156	-	139	148	161	-			
		MBh	21.1	21.8	23.9	-	20.6	21.3	23.4	-	20.1	20.8	22.8	-	19.6	20.3	22.3	-	18.6	19.3	21.1	-	17.3	17.9	19.6	-			
		S/T	0.7	0.6	0.4	-	0.7	0.6	0.4	-	0.8	0.6	0.4	-	0.8	0.7	0.5	-	0.8	0.7	0.5	-	0.8	0.7	0.5	-			
		ΔT	2.0	1.8	1.3	-	2.1	1.8	1.4	-	2.1	1.8	1.4	-	2.1	1.8	1.4	-	2.0	1.8	1.3	-	1.9	1.7	1.3	-			
690		kW	1.6	1.7	1.7	-	1.8	1.8	1.9	-	1.9	1.9	2.0	-	2.0	2.0	2.1	-	2.0	2.1	2.2	-	2.1	2.2	2.3	-			
		Amps	6.4	6.6	6.8	-	6.9	7.1	7.3	-	7.4	7.6	7.8	-	7.9	8.1	8.3	-	8.4	8.6	8.8	-	8.8	9.0	9.3	-			
70		Hi Pr	233	251	265	-	262	282	298	-	298	321	339	-	339	365	386	-	382	411	434	-	422	454	479	-			
		Lo Pr	108	115	125	-	114	121	132	-	118	126	137	-	124	132	144	-	130	139	151	-	135	143	157	-			

890		MBh	23.9	24.6	26.7	28.6	23.4	24.1	26.0	27.9	22.8	23.5	25.4	27.3	22.2	22.9	24.8	26.6	21.1	21.8	23.6	25.3	19.6	20.2	21.8	23.4
		S/T	0.9	0.8	0.6	0.4	0.9	0.8	0.6	0.4	1.0	0.9	0.6	0.4	1.0	0.9	0.7	0.4	1.0	0.9	0.7	0.4	1.0	0.9	0.7	0.4
		ΔT	2.2	2.0	1.7	1.2	2.2	2.1	1.7	1.2	2.3	2.1	1.7	1.2	2.3	2.1	1.7	1.2	2.2	2.0	1.7	1.2	2.0	1.9	1.6	1.1
		kW	1.7	1.7	1.8	1.8	1.8	1.9	1.9	2.0	1.9	2.0	2.0	2.1	2.0	2.1	2.2	2.2	2.1	2.2	2.2	2.3	2.2	2.2	2.3	2.4
890		Amps	6.7	6.9	7.1	7.3	7.2	7.4	7.6	7.8	7.8	7.9	8.2	8.5	8.3	8.4	8.7	9.0	8.7	8.9	9.2	9.6	9.2	9.4	9.7	10.1
		Hi Pr	246	264	279	291	276	297	313	327	313	337	356	371	357	384	406	423	402	432	456	476	444	478	504	526
		Lo Pr	113	121	132	140	120	127	139	148	124	132	145	154	131	139	152	162	137	146	159	170	142	151	165	175
790		MBh	23.2	23.9	25.9	27.8	22.7	23.4	25.3	27.1	22.1	22.8	24.7	26.5	21.6	22.2	24.1	25.8	20.5	21.1	22.9	24.5	19.0	19.6	21.2	22.7
		S/T	0.9	0.8	0.6	0.4	0.9	0.8	0.6	0.4	0.9	0.8	0.6	0.4	0.9	0.8	0.6	0.4	1.0	0.9	0.7	0.4	1.0	0.9	0.7	0.4
		ΔT	2.3	2.1	1.7	1.2	2.3	2.2	1.8	1.2	2.4	2.2	1.8	1.2	2.4	2.2	1.8	1.2	2.3	2.1	1.8	1.2	2.2	2.0	1.6	1.1
		kW	1.7	1.7	1.8	1.8	1.8	1.9	1.9	2.0	1.9	2.0	2.0	2.1	2.0	2.1	2.1	2.2	2.1	2.2	2.2	2.3	2.2	2.2	2.3	2.4
790		Amps	6.7	6.8	7.0	7.2	7.1	7.3	7.5	7.8	7.7	7.9	8.1	8.4	8.2	8.4	8.6	8.9	8.7	8.9	9.1	9.5	9.2	9.4	9.7	10.0
		Hi Pr	243	262	276	288	273	294	310	323	310	334	353	368	353	380	402	419	398	428	452	471	439	473	499	521
		Lo Pr	112	119	130	139	119	126	138	147	123	131	143	152	129	138	150	160	136	144	158	168	140	149	163	174
690		MBh	21.4	22.1	23.9	25.6	20.9	21.6	23.3	25.0	20.4	21.0	22.8	24.4	19.9	20.5	22.2	23.8	18.9	19.5	21.1	22.7	17.5	18.1	19.6	21.0
		S/T	0.8	0.7	0.6	0.4	0.9	0.8	0.6	0.4	0.9	0.8	0.6	0.4	0.9	0.8	0.6	0.4	0.9	0.8	0.6	0.4	0.9	0.8	0.6	0.4
		ΔT	2.3	2.2	1.8	1.2	2.4	2.2	1.8	1.2	2.4	2.2	1.8	1.2	2.4	2.2	1.8	1.2	2.4	2.2	1.8	1.2	2.2	2.0	1.7	1.1
		kW	1.7	1.7	1.7	1.8	1.8	1.8	1.9	1.9	1.9	1.9	2.0	2.0	2.0	2.0	2.1	2.1	2.1	2.1	2.2	2.2	2.1	2.2	2.2	2.3
690		Amps	6.5	6.6	6.8	7.1	7.0	7.1	7.3	7.6	7.5	7.7	7.9	8.2	8.0	8.2	8.4	8.7	8.5	8.6	8.9	9.2	8.9	9.1	9.4	9.7
		Hi Pr	236	254	268	280	265	285	301	314	301	324	342	357	343	369	390	406	386	415	438	457	426	459	484	505
		Lo Pr	109	116	126	135	115	122	134	142	120	127	139	148	126	134	146	155	132	140	153	163	136	145	158	168

IDB: Entering Indoor Dry Bulb Temperature  
 High and low pressures are measured at the liquid and suction access fittings.  
 Shaded area reflects ACCA (TVA) conditions.  
 Amps: Unit amps (comp. + evaporator + condenser fan motors)  
 kW = Total system power

# EXPANDED COOLING DATA — GPG1324XXM41 (CONT.)

IDB	Airflow	Outdoor Ambient Temperature																								
		65				75				85				95				105				115				
		59	63	67	71	59	63	67	71	59	63	67	71	59	63	67	71	59	63	67	71	59	63	67	71	
80	890	MBh	24.3	24.9	26.6	28.4	23.8	24.3	26.0	27.7	23.2	23.7	25.3	27.1	22.6	23.1	24.7	26.4	21.5	22.0	23.5	25.1	19.9	20.4	21.8	23.3
		S/T	1.0	0.9	0.7	0.6	1.0	1.0	0.8	0.6	1.0	1.0	0.8	0.6	1.0	1.0	0.8	0.6	1.0	1.0	0.9	0.6	1.0	1.0	0.9	0.6
		ΔT	25	24	21	16	25	24	21	17	24	24	21	17	23	24	21	17	22	23	21	17	21	21	19	15
		kW	1.7	1.8	1.8	1.9	1.8	1.9	1.9	2.0	2.0	2.0	2.1	2.1	2.1	2.1	2.2	2.2	2.1	2.2	2.3	2.3	2.2	2.3	2.3	2.4
		Amps	6.8	6.9	7.1	7.4	7.3	7.4	7.6	7.9	7.8	8.0	8.3	8.5	8.3	8.5	8.8	9.1	8.8	9.0	9.3	9.6	9.3	9.5	9.8	10.2
		Hi Pr	248	267	282	294	278	300	316	330	317	341	360	375	361	388	410	427	406	437	461	481	448	482	509	531
	790	Lo Pr	115	122	133	142	121	129	141	150	126	134	146	156	132	141	153	163	138	147	161	171	143	152	166	177
		MBh	23.6	24.1	25.8	27.6	23.1	23.6	25.2	26.9	22.5	23.0	24.6	26.3	22.0	22.5	24.0	25.7	20.9	21.3	22.8	24.4	19.3	19.8	21.1	22.6
		S/T	0.9	0.9	0.7	0.5	1.0	0.9	0.7	0.6	1.0	0.9	0.8	0.6	1.0	1.0	0.8	0.6	1.0	1.0	0.8	0.6	1.0	1.0	0.8	0.6
		ΔT	26	25	21	17	26	25	22	17	26	25	22	17	26	25	22	17	24	25	22	17	23	23	20	16
		kW	1.7	1.7	1.8	1.8	1.8	1.9	1.9	2.0	1.9	2.0	2.0	2.1	2.0	2.0	2.1	2.2	2.1	2.2	2.2	2.3	2.2	2.2	2.3	2.4
		Amps	6.7	6.9	7.1	7.3	7.2	7.4	7.6	7.8	7.8	7.9	8.2	8.5	8.3	8.4	8.7	9.0	8.7	8.9	9.2	9.6	9.2	9.4	9.7	10.1
690	Hi Pr	246	264	279	291	276	297	313	327	313	337	356	372	357	384	406	423	402	432	456	476	444	478	504	526	
	Lo Pr	113	121	132	140	120	127	139	148	125	132	145	154	131	139	152	162	137	146	159	170	142	151	165	175	
	MBh	21.8	22.3	23.8	25.5	21.3	21.8	23.3	24.9	20.8	21.3	22.7	24.3	20.3	20.7	22.2	23.7	19.3	19.7	21.0	22.5	17.9	18.2	19.5	20.8	
	S/T	0.9	0.8	0.7	0.5	0.9	0.9	0.7	0.5	1.0	0.9	0.7	0.5	1.0	0.9	0.8	0.6	1.0	1.0	0.8	0.6	1.0	1.0	0.8	0.6	
	ΔT	26	25	22	17	27	25	22	18	27	25	22	18	27	26	22	18	26	25	22	18	25	24	21	16	
	kW	1.7	1.7	1.8	1.8	1.8	1.8	1.9	1.9	1.9	1.9	2.0	2.1	2.0	2.0	2.1	2.2	2.1	2.1	2.2	2.3	2.1	2.2	2.3	2.3	
	Amps	6.5	6.7	6.9	7.1	7.0	7.2	7.4	7.6	7.6	7.7	8.0	8.3	8.0	8.2	8.5	8.8	8.5	8.7	9.0	9.3	9.0	9.2	9.5	9.8	
	Hi Pr	238	256	271	282	267	288	304	317	304	327	346	360	346	373	394	410	390	419	443	462	430	463	489	510	
	Lo Pr	110	117	128	136	116	124	135	144	121	128	140	149	127	135	147	157	133	141	154	164	138	146	160	170	

85	890	MBh	24.8	25.2	26.4	28.2	24.2	24.7	25.8	27.6	23.6	24.1	25.2	26.9	23.0	23.5	24.6	26.2	21.9	22.3	23.4	24.9	20.3	20.7	21.6	23.1
		S/T	1.0	1.0	0.9	0.7	1.0	1.0	0.9	0.8	1.0	1.0	1.0	0.8	1.0	1.0	1.0	0.8	1.0	1.0	1.0	0.8	1.0	1.0	1.0	0.8
		ΔT	26	26	24	21	25	25	25	21	24	24	25	21	24	24	25	22	23	23	24	21	21	21	21	20
		kW	1.7	1.8	1.8	1.9	1.9	1.9	2.0	2.0	2.0	2.0	2.1	2.1	2.1	2.1	2.2	2.3	2.2	2.2	2.3	2.4	2.2	2.3	2.4	2.4
		Amps	6.8	7.0	7.2	7.4	7.3	7.5	7.7	8.0	7.9	8.1	8.3	8.6	8.4	8.6	8.9	9.2	8.9	9.1	9.4	9.7	9.4	9.6	9.9	10.3
		Hi Pr	251	270	285	297	281	303	319	333	320	344	363	379	364	392	414	432	410	441	466	486	453	487	514	537
	790	Lo Pr	116	123	134	143	122	130	142	151	127	135	148	157	133	142	155	165	140	149	162	173	145	154	168	179
		MBh	24.0	24.5	25.7	27.4	23.5	23.9	25.1	26.8	22.9	23.4	24.5	26.1	22.4	22.8	23.9	25.5	21.2	21.7	22.7	24.2	19.7	20.1	21.0	22.4
		S/T	1.0	0.9	0.9	0.7	1.0	1.0	0.9	0.7	1.0	1.0	0.9	0.7	1.0	1.0	0.9	0.8	1.0	1.0	1.0	0.8	1.0	1.0	1.0	0.8
		ΔT	27	27	26	22	27	27	26	22	27	27	26	22	26	27	26	23	25	25	26	22	23	23	24	21
		kW	1.7	1.8	1.8	1.9	1.8	1.9	1.9	2.0	2.0	2.0	2.1	2.1	2.1	2.1	2.2	2.2	2.1	2.2	2.3	2.3	2.2	2.3	2.3	2.4
		Amps	6.8	6.9	7.1	7.4	7.3	7.4	7.6	7.9	7.8	8.0	8.3	8.5	8.3	8.5	8.8	9.1	8.8	9.0	9.3	9.6	9.3	9.5	9.8	10.2
690	Hi Pr	248	267	282	294	278	300	316	330	317	341	360	375	361	388	410	427	406	437	461	481	448	482	509	531	
	Lo Pr	115	122	133	142	121	129	141	150	126	134	146	156	132	141	153	163	138	147	161	171	143	152	166	177	
	MBh	22.2	22.6	23.7	25.3	21.7	22.1	23.1	24.7	21.2	21.6	22.6	24.1	20.6	21.0	22.0	23.5	19.6	20.0	20.9	22.3	18.2	18.5	19.4	20.7	
	S/T	0.9	0.9	0.8	0.7	1.0	0.9	0.9	0.7	1.0	1.0	0.9	0.7	1.0	1.0	0.9	0.7	1.0	1.0	0.9	0.8	1.0	1.0	0.9	0.8	
	ΔT	28	28	26	23	28	28	26	23	28	28	26	23	28	28	27	23	26	27	26	23	24	25	24	21	
	kW	1.7	1.7	1.8	1.8	1.8	1.8	1.9	2.0	1.9	2.0	2.0	2.1	2.0	2.1	2.1	2.2	2.1	2.1	2.2	2.3	2.2	2.2	2.3	2.4	
Amps	6.6	6.7	6.9	7.2	7.1	7.2	7.5	7.7	7.6	7.8	8.0	8.3	8.1	8.3	8.6	8.9	8.6	8.8	9.1	9.4	9.1	9.3	9.6	9.9		
Hi Pr	241	259	273	285	270	291	307	320	307	330	349	364	350	376	397	415	393	423	447	466	435	468	494	515		
Lo Pr	111	118	129	137	117	125	136	145	122	130	142	151	128	136	149	158	134	143	156	166	139	148	161	172		

IDB: Entering Indoor Dry Bulb Temperature  
 High and low pressures are measured at the liquid and suction access fittings.  
 Shaded area reflects AHRI (TVA) conditions.  
 Amps: Unit amps (comp.+ evaporator + condenser fan motors)  
 kW = Total system power

# EXPANDED COOLING DATA — GPG1330XXM41

IDB	Airflow	Outdoor Ambient Temperature																							
		65				75				85				95				105				115			
		59	63	67	71	59	63	67	71	59	63	67	71	59	63	67	71	59	63	67	71	59	63	67	71
70	MBh	28.0	29.0	31.8	-	27.4	28.4	31.1	-	26.7	27.7	30.3	-	26.1	27.0	29.6	-	24.8	25.7	28.1	-	22.9	23.8	26.1	-
	S/T	0.8	0.7	0.5	-	0.8	0.7	0.5	-	0.8	0.7	0.5	-	0.9	0.7	0.5	-	0.9	0.8	0.5	-	0.9	0.8	0.5	-
	ΔT	18	16	12	-	18	16	12	-	18	16	12	-	19	16	12	-	18	16	12	-	17	15	11	-
	kW	2.1	2.1	2.2	-	2.2	2.3	2.4	-	2.4	2.4	2.5	-	2.5	2.5	2.6	-	2.6	2.6	2.7	-	2.7	2.7	2.8	-
	Amps	7.7	7.9	8.1	-	8.3	8.5	8.7	-	8.9	9.1	9.4	-	9.5	9.7	10.0	-	10.1	10.3	10.7	-	10.7	10.9	11.3	-
	Hi Pr	238	256	271	-	267	288	304	-	304	327	345	-	346	373	393	-	390	419	443	-	430	463	489	-
	Lo Pr	114	122	133	-	121	129	140	-	126	134	146	-	132	140	153	-	138	147	161	-	143	152	166	-
	MBh	27.2	28.2	30.9	-	26.6	27.5	30.2	-	25.9	26.9	29.5	-	25.3	26.2	28.7	-	24.0	24.9	27.3	-	22.3	23.1	25.3	-
	S/T	0.8	0.6	0.4	-	0.8	0.7	0.5	-	0.8	0.7	0.5	-	0.8	0.7	0.5	-	0.9	0.7	0.5	-	0.9	0.7	0.5	-
	ΔT	19	16	12	-	19	17	13	-	19	17	13	-	19	17	13	-	19	16	13	-	18	15	12	-
	kW	2.1	2.1	2.2	-	2.2	2.3	2.3	-	2.4	2.4	2.5	-	2.5	2.5	2.6	-	2.6	2.6	2.7	-	2.7	2.7	2.8	-
	Amps	7.6	7.8	8.0	-	8.2	8.4	8.6	-	8.9	9.1	9.4	-	9.4	9.7	10.0	-	10.0	10.2	10.6	-	10.6	10.8	11.2	-
Hi Pr	236	254	268	-	265	285	301	-	301	324	342	-	343	369	390	-	386	415	438	-	426	459	484	-	
Lo Pr	113	120	131	-	120	127	139	-	124	132	144	-	131	139	152	-	137	146	159	-	142	151	164	-	
MBh	25.1	26.0	28.5	-	24.5	25.4	27.9	-	23.9	24.8	27.2	-	23.4	24.2	26.5	-	22.2	23.0	25.2	-	20.6	21.3	23.3	-	
S/T	0.7	0.6	0.4	-	0.8	0.6	0.4	-	0.8	0.6	0.4	-	0.8	0.7	0.5	-	0.8	0.7	0.5	-	0.8	0.7	0.5	-	
ΔT	19	17	13	-	20	17	13	-	20	17	13	-	20	17	13	-	19	17	13	-	18	16	12	-	
kW	2.0	2.1	2.1	-	2.2	2.2	2.3	-	2.3	2.3	2.4	-	2.4	2.5	2.5	-	2.5	2.6	2.6	-	2.6	2.6	2.7	-	
Amps	7.4	7.6	7.8	-	8.0	8.2	8.4	-	8.6	8.8	9.1	-	9.2	9.4	9.7	-	9.7	10.0	10.3	-	10.3	10.5	10.9	-	
Hi Pr	229	246	260	-	257	276	292	-	292	314	332	-	333	358	378	-	374	403	425	-	413	445	470	-	
Lo Pr	110	117	128	-	116	123	135	-	121	128	140	-	127	135	147	-	133	141	154	-	137	146	159	-	

75	MBh	28.5	29.3	31.8	34.1	27.8	28.7	31.0	33.3	27.2	28.0	30.3	32.5	26.5	27.3	29.5	31.7	25.2	25.9	28.1	30.1	23.3	24.0	26.0	27.9
	S/T	0.9	0.8	0.6	0.4	0.9	0.8	0.6	0.4	1.0	0.9	0.6	0.4	1.0	0.9	0.7	0.4	1.0	0.9	0.7	0.4	1.0	0.9	0.7	0.5
	ΔT	21	19	16	11	21	20	16	11	21	20	16	11	21	20	16	11	21	19	16	11	19	18	15	10
	kW	2.1	2.1	2.2	2.3	2.3	2.3	2.4	2.4	2.4	2.4	2.5	2.6	2.5	2.6	2.6	2.7	2.6	2.7	2.7	2.8	2.7	2.8	2.8	2.9
	Amps	7.8	7.9	8.2	8.5	8.3	8.5	8.8	9.1	9.0	9.2	9.5	9.9	9.6	9.8	10.1	10.5	10.2	10.4	10.8	11.2	10.8	11.0	11.4	11.8
	Hi Pr	241	259	273	285	270	291	307	320	307	330	349	364	350	376	397	415	393	423	447	466	435	468	494	515
	Lo Pr	116	123	134	143	122	130	142	151	127	135	147	157	133	142	155	165	140	149	162	173	144	154	168	179
	MBh	27.7	28.5	30.8	33.1	27.0	27.8	30.1	32.3	26.4	27.2	29.4	31.6	25.7	26.5	28.7	30.8	24.5	25.2	27.3	29.2	22.7	23.3	25.2	27.1
	S/T	0.9	0.8	0.6	0.4	0.9	0.8	0.6	0.4	0.9	0.8	0.6	0.4	0.9	0.8	0.6	0.4	0.9	0.8	0.6	0.4	1.0	0.9	0.7	0.4
	ΔT	22	20	17	11	22	20	17	12	22	20	17	12	22	21	17	12	22	20	17	11	21	19	16	11
	kW	2.1	2.1	2.2	2.3	2.2	2.3	2.4	2.4	2.4	2.4	2.5	2.6	2.5	2.5	2.6	2.7	2.6	2.6	2.7	2.8	2.7	2.7	2.8	2.9
	Amps	7.7	7.9	8.1	8.4	8.3	8.5	8.7	9.0	8.9	9.1	9.4	9.8	9.5	9.7	10.1	10.4	10.1	10.3	10.7	11.1	10.7	10.9	11.3	11.7
Hi Pr	238	256	271	282	267	288	304	317	304	327	346	360	346	373	394	410	390	419	443	462	430	463	489	510	
Lo Pr	114	122	133	141	121	129	140	149	126	134	146	155	132	140	153	163	138	147	161	171	143	152	166	177	
MBh	25.5	26.3	28.5	30.5	24.9	25.7	27.8	29.8	24.4	25.1	27.1	29.1	23.8	24.5	26.5	28.4	22.6	23.2	25.2	27.0	20.9	21.5	23.3	25.0	
S/T	0.8	0.7	0.6	0.4	0.9	0.8	0.6	0.4	0.9	0.8	0.6	0.4	0.9	0.8	0.6	0.4	0.9	0.8	0.6	0.4	1.0	0.9	0.6	0.4	
ΔT	22	21	17	12	23	21	17	12	23	21	17	12	23	21	17	12	22	21	17	12	21	19	16	11	
kW	2.0	2.1	2.1	2.2	2.2	2.2	2.3	2.4	2.3	2.4	2.4	2.5	2.4	2.5	2.6	2.6	2.5	2.6	2.7	2.7	2.6	2.7	2.7	2.8	
Amps	7.5	7.7	7.9	8.2	8.1	8.2	8.5	8.8	8.7	8.9	9.2	9.5	9.3	9.5	9.8	10.1	9.8	10.1	10.4	10.8	10.4	10.6	11.0	11.4	
Hi Pr	231	249	263	274	259	279	295	307	295	317	335	350	336	361	382	398	378	407	429	448	418	449	474	495	
Lo Pr	111	118	129	137	117	125	136	145	122	130	141	151	128	136	149	158	134	143	156	166	139	148	161	172	

IDB: Entering Indoor Dry Bulb Temperature  
 High and low pressures are measured at the liquid and suction access fittings.  
 Shaded area reflects ACCA (TVA) conditions.  
 Amps: Unit amps (comp.+ evaporator + condenser fan motors)  
 kW = Total system power

# EXPANDED COOLING DATA — GPG1330XXM41 (CONT.)

IDB	Airflow	Outdoor Ambient Temperature																									
		65				75				85				95				105				115					
		59	63	67	71	59	63	67	71	59	63	67	71	59	63	67	71	59	63	67	71	59	63	67	71		
80	1125	MBh	29.0	29.6	31.7	33.9	28.3	29.0	30.9	33.1	27.7	28.3	30.2	32.3	27.0	27.6	29.5	31.5	25.6	26.2	28.0	29.9	23.7	24.3	25.9	27.7	
		S/T	1.0	0.9	0.8	0.6	1.0	1.0	0.8	0.6	1.0	1.0	0.8	0.6	1.0	1.0	0.8	0.6	1.0	1.0	0.9	0.6	1.0	1.0	0.9	0.6	
	1000	ΔT	2.1	2.2	2.2	2.3	2.3	2.3	2.4	2.5	2.4	2.5	2.5	2.6	2.5	2.6	2.7	2.7	2.6	2.7	2.8	2.9	2.7	2.8	2.9	3.0	
		Amps	7.8	8.0	8.2	8.5	8.4	8.6	8.9	9.2	9.1	9.3	9.6	9.9	9.7	9.9	10.2	10.6	10.3	10.5	10.9	11.3	10.9	11.1	11.5	11.9	
	875	Hi Pr	243	262	276	288	273	294	310	323	310	334	352	368	353	380	401	419	397	428	452	471	439	473	499	520	
		Lo Pr	117	124	136	144	123	131	143	152	128	136	149	158	135	143	156	166	141	150	164	174	146	155	169	180	
	85	1125	MBh	28.2	28.8	30.7	32.9	27.5	28.1	30.0	32.1	26.9	27.4	29.3	31.3	26.2	26.8	28.6	30.6	24.9	25.4	27.2	29.0	23.1	23.6	25.2	26.9
			S/T	0.9	0.9	0.7	0.5	1.0	0.9	0.7	0.6	1.0	0.9	0.8	0.6	1.0	1.0	0.8	0.6	1.0	1.0	0.8	0.6	1.0	1.0	0.8	0.6
		1000	ΔT	2.4	2.3	2.0	1.6	2.5	2.4	2.1	1.6	2.5	2.4	2.1	1.6	2.4	2.4	2.1	1.7	2.3	2.3	2.0	1.6	2.1	2.2	1.9	1.5
			Amps	7.8	7.9	8.2	8.5	8.3	8.5	8.8	9.1	9.0	9.2	9.5	9.9	9.6	9.8	10.1	10.5	10.2	10.4	10.8	11.2	10.8	11.0	11.4	11.8
		875	Hi Pr	241	259	273	285	270	291	307	320	307	331	349	364	350	376	398	415	394	423	447	466	435	468	494	515
			Lo Pr	116	123	134	143	122	130	142	151	127	135	147	157	133	142	155	165	140	149	162	173	144	154	168	179
90		1125	MBh	26.0	26.6	28.4	30.3	25.4	25.9	27.7	29.6	24.8	25.3	27.1	28.9	24.2	24.7	26.4	28.2	23.0	23.5	25.1	26.8	21.3	21.7	23.2	24.8
			S/T	0.9	0.9	0.7	0.5	0.9	0.9	0.7	0.5	1.0	0.9	0.7	0.6	1.0	0.9	0.8	0.6	1.0	1.0	0.8	0.6	1.0	1.0	0.8	0.6
		1000	ΔT	2.5	2.4	2.1	1.7	2.5	2.4	2.1	1.7	2.5	2.4	2.1	1.7	2.5	2.4	2.1	1.7	2.5	2.4	2.1	1.7	2.3	2.3	2.2	1.9
			Amps	7.6	7.7	8.0	8.2	8.1	8.3	8.6	8.9	8.8	9.0	9.3	9.6	9.4	9.6	9.9	10.2	9.9	10.2	10.5	10.9	10.5	10.7	11.1	11.5
		875	Hi Pr	233	251	265	277	262	282	298	310	298	321	339	353	339	365	386	402	382	411	434	452	422	454	479	500
			Lo Pr	112	119	130	139	118	126	137	146	123	131	143	152	129	137	150	160	135	144	157	168	140	149	163	173

IDB	Airflow	Outdoor Ambient Temperature																									
		65				75				85				95				105				115					
		59	63	67	71	59	63	67	71	59	63	67	71	59	63	67	71	59	63	67	71	59	63	67	71		
85	1125	MBh	29.5	30.1	31.5	33.6	28.8	29.4	30.8	32.8	28.1	28.7	30.0	32.1	27.5	28.0	29.3	31.3	26.1	26.6	27.8	29.7	24.2	24.6	25.8	27.5	
		S/T	1.0	1.0	0.9	0.7	1.0	1.0	0.9	0.8	1.0	1.0	1.0	0.8	1.0	1.0	1.0	0.8	1.0	1.0	1.0	0.8	1.0	1.0	1.0	0.8	
	1000	ΔT	2.4	2.5	2.3	2.0	2.4	2.4	2.4	2.0	2.3	2.3	2.4	2.0	2.2	2.3	2.4	2.1	2.1	2.2	2.3	2.0	2.0	2.0	2.1	1.9	
		Amps	7.9	8.1	8.3	8.6	8.5	8.7	8.9	9.3	9.2	9.4	9.7	10.0	9.8	10.0	10.3	10.7	10.4	10.6	11.0	11.4	11.0	11.2	11.6	12.0	
	875	Hi Pr	245	264	279	291	275	296	313	326	313	337	356	371	357	384	405	423	401	432	456	476	444	477	504	526	
		Lo Pr	118	125	137	146	125	132	145	154	129	138	150	160	136	145	158	168	142	152	165	176	147	157	171	182	
	90	1125	MBh	28.7	29.2	30.6	32.6	28.0	28.5	29.9	31.9	27.3	27.9	29.2	31.1	26.7	27.2	28.5	30.4	25.3	25.8	27.0	28.8	23.5	23.9	25.0	26.7
			S/T	1.0	1.0	0.9	0.7	1.0	1.0	0.9	0.7	1.0	1.0	0.9	0.7	1.0	1.0	0.9	0.8	1.0	1.0	1.0	0.8	1.0	1.0	1.0	0.8
		1000	ΔT	2.6	2.6	2.4	2.1	2.6	2.6	2.5	2.1	2.5	2.6	2.5	2.1	2.5	2.5	2.5	2.1	2.3	2.4	2.4	2.1	2.2	2.2	2.3	2.0
			Amps	7.8	8.0	8.2	8.5	8.4	8.6	8.9	9.2	9.1	9.3	9.6	9.9	9.7	9.9	10.2	10.6	10.3	10.5	10.9	11.3	10.9	11.1	11.5	11.9
		875	Hi Pr	243	262	276	288	273	294	310	323	310	334	352	368	353	380	401	419	397	428	452	471	439	473	499	520
			Lo Pr	117	124	136	144	123	131	143	152	128	136	149	158	135	143	156	166	141	150	164	174	146	155	169	180
95		1125	MBh	26.4	27.0	28.2	30.1	25.8	26.3	27.6	29.4	25.2	25.7	26.9	28.7	24.6	25.1	26.3	28.0	23.4	23.8	25.0	26.6	21.7	22.1	23.1	24.7
			S/T	1.0	0.9	0.8	0.7	1.0	1.0	0.9	0.7	1.0	1.0	0.9	0.7	1.0	1.0	0.9	0.7	1.0	1.0	0.9	0.8	1.0	1.0	1.0	0.8
		1000	ΔT	2.7	2.6	2.5	2.1	2.7	2.6	2.5	2.2	2.6	2.6	2.5	2.2	2.6	2.6	2.5	2.2	2.5	2.5	2.5	2.1	2.3	2.3	2.3	2.0
			Amps	7.6	7.8	8.0	8.3	8.2	8.4	8.6	8.9	8.9	9.1	9.3	9.7	9.4	9.7	10.0	10.3	10.0	10.2	10.6	11.0	10.6	10.8	11.2	11.6
		875	Hi Pr	236	254	268	279	265	285	301	314	301	324	342	357	343	369	389	406	386	415	438	457	426	458	484	505
			Lo Pr	113	120	131	140	120	127	139	148	124	132	144	154	131	139	152	161	137	146	159	169	141	151	164	175

IDB: Entering Indoor Dry Bulb Temperature  
 High and low pressures are measured at the liquid and suction access fittings.  
 Shaded area reflects AHRI (TVA) conditions.  
 Amps: Unit amps (comp.+ evaporator + condenser fan motors)  
 kW = Total system power

# EXPANDED COOLING DATA — GPG1336XXM41

IDB	AIRFLOW	OUTDOOR AMBIENT TEMPERATURE																								
		65				75				85				95				105				115				
		59	63	67	71	59	63	67	71	59	63	67	71	59	63	67	71	59	63	67	71	59	63	67	71	
70	1350	MBh	35.1	36.4	39.8	-	34.3	35.5	38.9	-	33.4	34.7	38.0	-	32.6	33.8	37.1	-	31.0	32.1	35.2	-	28.7	29.8	32.6	-
		S/T	0.8	0.7	0.5	-	0.8	0.7	0.5	-	0.9	0.7	0.5	-	0.9	0.7	0.5	-	0.9	0.7	0.5	-	0.9	0.7	0.5	-
		ΔT	19	16	12	-	19	16	12	-	19	16	12	-	19	16	12	-	19	16	12	-	18	15	12	-
		kW	2.6	2.6	2.7	-	2.8	2.8	2.9	-	2.9	3.0	3.1	-	3.1	3.1	3.2	-	3.2	3.3	3.4	-	3.3	3.4	3.5	-
		Amps	11.1	11.3	11.6	-	11.8	12.1	12.4	-	12.7	12.9	13.3	-	13.4	13.7	14.1	-	14.1	14.4	14.9	-	14.9	15.2	15.6	-
		Hi Pr	249	268	283	-	280	301	318	-	318	343	362	-	363	390	412	-	408	439	463	-	451	485	512	-
	1200	Lo Pr	111	119	129	-	118	125	137	-	122	130	142	-	129	137	149	-	135	143	156	-	139	148	162	-
		MBh	34.1	35.3	38.7	-	33.3	34.5	37.8	-	32.5	33.7	36.9	-	31.7	32.8	36.0	-	30.1	31.2	34.2	-	27.9	28.9	31.7	-
		S/T	0.7	0.6	0.4	-	0.8	0.6	0.4	-	0.8	0.7	0.5	-	0.8	0.7	0.5	-	0.8	0.7	0.5	-	0.9	0.7	0.5	-
		ΔT	19	17	13	-	20	17	13	-	20	17	13	-	20	17	13	-	20	17	13	-	18	16	12	-
		kW	2.6	2.6	2.7	-	2.7	2.8	2.9	-	2.9	3.0	3.1	-	3.0	3.1	3.2	-	3.2	3.2	3.3	-	3.3	3.4	3.5	-
		Amps	11.0	11.2	11.5	-	11.7	12.0	12.3	-	12.6	12.8	13.2	-	13.3	13.6	14.0	-	14.0	14.3	14.7	-	14.8	15.1	15.5	-
1050	Hi Pr	247	266	281	-	277	298	315	-	315	339	358	-	359	386	408	-	404	435	459	-	446	480	507	-	
	Lo Pr	110	117	128	-	117	124	135	-	121	129	141	-	127	135	148	-	133	142	155	-	138	147	160	-	
	MBh	31.4	32.6	35.7	-	30.7	31.8	34.9	-	30.0	31.1	34.0	-	29.2	30.3	33.2	-	27.8	28.8	31.5	-	25.7	26.7	29.2	-	
	S/T	0.7	0.6	0.4	-	0.7	0.6	0.4	-	0.8	0.6	0.4	-	0.8	0.7	0.5	-	0.8	0.7	0.5	-	0.8	0.7	0.5	-	
	ΔT	20	17	13	-	20	17	13	-	20	17	13	-	20	17	13	-	20	17	13	-	19	16	12	-	
	kW	2.5	2.5	2.6	-	2.7	2.7	2.8	-	2.8	2.9	3.0	-	3.0	3.0	3.1	-	3.1	3.2	3.3	-	3.2	3.3	3.4	-	

75	1350	MBh	35.7	36.7	39.8	42.7	34.8	35.9	38.8	41.7	34.0	35.0	37.9	40.7	33.2	34.2	37.0	39.7	31.5	32.5	35.1	37.7	29.2	30.1	32.5	34.9
		S/T	0.9	0.8	0.6	0.4	0.9	0.8	0.6	0.4	0.9	0.8	0.6	0.4	1.0	0.9	0.7	0.4	1.0	0.9	0.7	0.4	1.0	0.9	0.7	0.4
		ΔT	22	20	16	11	22	20	16	11	22	20	16	11	22	20	17	11	21	20	16	11	20	19	15	11
		kW	2.6	2.6	2.7	2.8	2.8	2.8	2.9	3.0	3.0	3.0	3.1	3.2	3.1	3.2	3.3	3.4	3.2	3.3	3.4	3.5	3.3	3.4	3.5	3.6
		Amps	11.2	11.4	11.7	12.1	11.9	12.2	12.5	12.9	12.8	13.0	13.4	13.8	13.5	13.8	14.2	14.7	14.3	14.6	15.0	15.5	15.0	15.3	15.8	16.3
		Hi Pr	252	271	286	299	283	304	321	335	322	346	365	381	366	394	416	434	412	443	468	488	455	490	517	540
	1200	Lo Pr	113	120	131	139	119	127	138	147	124	131	144	153	130	138	151	161	136	145	158	168	141	150	163	174
		MBh	34.6	35.7	38.6	41.4	33.8	34.8	37.7	40.5	33.0	34.0	36.8	39.5	32.2	33.2	35.9	38.5	30.6	31.5	34.1	36.6	28.4	29.2	31.6	33.9
		S/T	0.8	0.8	0.6	0.4	0.9	0.8	0.6	0.4	0.9	0.8	0.6	0.4	0.9	0.8	0.6	0.4	0.9	0.8	0.6	0.4	1.0	0.9	0.7	0.4
		ΔT	22	21	17	12	23	21	17	12	23	21	17	12	23	21	17	12	23	21	17	12	21	19	16	11
		kW	2.6	2.6	2.7	2.8	2.8	2.8	2.9	3.0	2.9	3.0	3.1	3.2	3.1	3.1	3.2	3.3	3.2	3.3	3.4	3.5	3.3	3.4	3.5	3.6
		Amps	11.1	11.3	11.6	12.0	11.8	12.1	12.4	12.8	12.7	12.9	13.3	13.7	13.4	13.7	14.1	14.5	14.2	14.5	14.9	15.4	14.9	15.2	15.6	16.2
1050	Hi Pr	249	268	283	296	280	301	318	332	318	343	362	377	363	390	412	430	408	439	464	483	451	485	512	534	
	Lo Pr	111	119	129	138	118	125	137	146	122	130	142	151	129	137	149	159	135	143	156	167	139	148	162	172	
	MBh	32.0	32.9	35.6	38.2	31.2	32.2	34.8	37.3	30.5	31.4	34.0	36.5	29.7	30.6	33.1	35.6	28.3	29.1	31.5	33.8	26.2	26.9	29.2	31.3	
	S/T	0.8	0.7	0.6	0.4	0.8	0.8	0.6	0.4	0.9	0.8	0.6	0.4	0.9	0.8	0.6	0.4	0.9	0.8	0.6	0.4	0.9	0.8	0.6	0.4	
	ΔT	23	21	17	12	23	21	17	12	23	21	17	12	23	21	18	12	23	21	17	12	21	20	16	11	
	kW	2.5	2.6	2.6	2.7	2.7	2.8	2.8	2.9	2.9	2.9	3.0	3.1	3.0	3.1	3.2	3.3	3.1	3.2	3.3	3.4	3.2	3.3	3.4	3.5	

IDB: Entering Indoor Dry Bulb Temperature  
 High and low pressures are measured at the liquid and suction access fittings.  
 Shaded area reflects ACCA (TVA) conditions.  
 Amps: Unit amps (comp.+ evaporator + condenser fan motors)  
 kW = Total system power

# EXPANDED COOLING DATA — GPG1336XXM41 (CONT.)

IDB	Airflow	Outdoor Ambient Temperature												Entering Indoor Wet Bulb Temperature													
		65				75				85				95				105				115					
		59	63	67	71	59	63	67	71	59	63	67	71	59	63	67	71	59	63	67	71	59	63	67	71		
80	1350	MBh	36.3	37.1	39.6	42.4	35.5	36.2	38.7	41.4	34.6	35.4	37.8	40.4	33.8	34.5	36.9	39.4	32.1	32.8	35.0	37.4	29.7	30.4	32.4	34.7	
		S/T	1.0	0.9	0.7	0.6	1.0	0.9	0.8	0.6	1.0	1.0	0.8	0.6	1.0	1.0	0.8	0.6	1.0	1.0	0.8	0.6	1.0	1.0	0.9	0.6	
		ΔT	25	23	20	16	24	23	20	16	23	24	20	16	22	24	20	16	22	22	20	16	20	21	19	15	
	1200	kW	2.6	2.7	2.7	2.8	2.8	2.9	3.0	3.0	3.0	3.0	3.1	3.2	3.1	3.2	3.3	3.4	3.3	3.3	3.4	3.5	3.4	3.4	3.5	3.7	
		Amps	11.3	11.5	11.8	12.2	12.0	12.3	12.6	13.0	12.9	13.1	13.5	13.9	13.6	13.9	14.3	14.8	14.4	14.7	15.1	15.6	15.1	15.4	15.9	16.4	
		Hi Pr	255	274	289	302	286	307	325	338	325	350	369	385	370	398	420	438	416	448	473	493	460	495	523	545	
	1050	Lo Pr	114	121	132	141	120	128	140	149	125	133	145	154	131	140	152	162	137	146	160	170	142	151	165	176	
		MBh	35.3	36.0	38.5	41.1	34.4	35.2	37.6	40.2	33.6	34.3	36.7	39.2	32.8	33.5	35.8	38.3	31.2	31.8	34.0	36.4	28.9	29.5	31.5	33.7	
		S/T	0.9	0.9	0.7	0.5	1.0	0.9	0.7	0.5	1.0	0.9	0.8	0.6	1.0	1.0	0.8	0.6	1.0	1.0	0.8	0.6	1.0	1.0	0.8	0.6	
	85	1350	ΔT	25	24	21	17	25	24	21	17	25	24	21	17	25	24	21	17	24	24	21	17	22	23	20	16
			kW	2.6	2.6	2.7	2.8	2.8	2.8	2.9	3.0	3.0	3.0	3.1	3.2	3.1	3.2	3.3	3.4	3.2	3.2	3.4	3.5	3.3	3.4	3.5	3.6
			Amps	11.2	11.4	11.7	12.1	11.9	12.2	12.5	12.9	12.8	13.0	13.4	13.8	13.5	13.8	14.2	14.7	14.3	14.6	15.0	15.5	15.0	15.3	15.8	16.3
1200		Hi Pr	252	271	286	299	283	304	321	335	322	346	365	381	366	394	416	434	412	443	468	488	455	490	517	540	
		Lo Pr	113	120	131	139	119	127	138	147	124	132	144	153	130	138	151	161	136	145	158	168	141	150	163	174	
		MBh	32.5	33.2	35.5	38.0	31.8	32.5	34.7	37.1	31.0	31.7	33.9	36.2	30.3	30.9	33.0	35.3	28.8	29.4	31.4	33.6	26.6	27.2	29.1	31.1	
1050		S/T	0.9	0.8	0.7	0.5	0.9	0.9	0.7	0.5	1.0	0.9	0.7	0.5	1.0	0.9	0.7	0.6	1.0	1.0	0.8	0.6	1.0	1.0	0.8	0.6	
		ΔT	25	24	21	17	26	25	21	17	26	25	22	17	26	25	22	17	26	25	21	17	24	23	20	16	
		kW	2.5	2.6	2.7	2.7	2.7	2.8	2.9	2.9	2.9	2.9	3.0	3.1	3.0	3.1	3.2	3.3	3.1	3.2	3.3	3.4	3.3	3.3	3.4	3.5	
85		1350	Amps	10.9	11.1	11.4	11.8	11.6	11.9	12.2	12.6	12.5	12.7	13.1	13.5	13.2	13.5	13.9	14.3	13.9	14.2	14.6	15.1	14.6	14.9	15.4	15.9
			Hi Pr	244	263	278	290	274	295	312	325	312	336	354	370	355	382	404	421	400	430	454	474	442	475	502	523
			Lo Pr	109	116	127	135	115	123	134	143	120	128	139	148	126	134	146	156	132	140	153	163	137	145	159	169
	1200	MBh	36.9	37.7	39.4	42.1	36.1	36.8	38.5	41.1	35.2	35.9	37.6	40.1	34.4	35.0	36.7	39.1	32.6	33.3	34.9	37.2	30.2	30.8	32.3	34.4	
		S/T	1.0	1.0	0.9	0.7	1.0	1.0	0.9	0.7	1.0	1.0	0.9	0.8	1.0	1.0	0.9	0.8	1.0	1.0	0.8	0.8	1.0	1.0	1.0	0.8	
		ΔT	25	25	24	21	25	25	24	21	24	24	24	21	23	24	24	21	22	23	24	21	21	21	22	19	
	1050	kW	2.6	2.7	2.8	2.9	2.8	2.9	3.0	3.1	3.0	3.1	3.2	3.3	3.1	3.2	3.3	3.4	3.3	3.3	3.5	3.6	3.4	3.5	3.6	3.7	
		Amps	11.3	11.6	11.9	12.2	12.1	12.3	12.7	13.1	13.0	13.2	13.6	14.1	13.7	14.0	14.4	14.9	14.5	14.8	15.2	15.7	15.2	15.6	16.0	16.6	
		Hi Pr	257	277	292	305	288	310	328	342	328	353	373	389	374	402	425	443	420	452	478	498	464	500	528	550	
	85	1200	Lo Pr	115	122	133	142	121	129	141	150	126	134	146	156	132	141	154	164	139	148	161	172	144	153	167	178
			MBh	35.9	36.6	38.3	40.9	35.0	35.7	37.4	39.9	34.2	34.9	36.5	39.0	33.4	34.0	35.6	38.0	31.7	32.3	33.8	36.1	29.4	29.9	31.3	33.4
			S/T	1.0	0.9	0.8	0.7	1.0	1.0	0.9	0.7	1.0	1.0	0.9	0.7	1.0	1.0	0.9	0.8	1.0	1.0	0.8	0.8	1.0	1.0	1.0	0.8
1050		ΔT	27	26	25	21	27	27	25	22	26	27	25	22	26	26	25	22	24	25	25	22	22	23	23	20	
		kW	2.6	2.7	2.7	2.8	2.8	2.9	3.0	3.0	3.0	3.0	3.1	3.2	3.1	3.2	3.3	3.4	3.3	3.3	3.4	3.5	3.4	3.4	3.5	3.7	
		Amps	11.3	11.5	11.8	12.2	12.0	12.3	12.6	13.0	12.9	13.1	13.5	13.9	13.6	13.9	14.3	14.8	14.4	14.7	15.1	15.6	15.1	15.4	15.9	16.4	
1050		Hi Pr	255	274	289	302	286	307	325	338	325	350	369	385	370	398	420	438	416	448	473	493	460	495	523	545	
		Lo Pr	114	121	132	141	120	128	140	149	125	133	145	154	131	140	152	162	137	146	160	170	142	151	165	176	
		MBh	33.1	33.7	35.3	37.7	32.3	33.0	34.5	36.8	31.6	32.2	33.7	36.0	30.8	31.4	32.9	35.1	29.3	29.8	31.2	33.3	27.1	27.6	28.9	30.9	
1050		S/T	0.9	0.9	0.8	0.7	1.0	0.9	0.8	0.7	1.0	1.0	0.9	0.7	1.0	1.0	0.9	0.7	1.0	1.0	0.9	0.8	1.0	1.0	0.9	0.8	
		ΔT	27	27	25	22	27	27	26	22	28	27	26	22	27	27	26	22	26	26	25	22	24	24	24	21	
		kW	2.6	2.6	2.7	2.8	2.7	2.8	2.9	3.0	2.9	3.0	3.1	3.2	3.0	3.1	3.2	3.3	3.2	3.2	3.3	3.5	3.3	3.4	3.5	3.6	
1050	Amps	11.0	11.2	11.5	11.9	11.7	12.0	12.3	12.7	12.6	12.8	13.2	13.6	13.3	13.6	14.0	14.4	14.0	14.3	14.7	15.2	14.8	15.1	15.5	16.0		
	Hi Pr	247	266	281	293	277	298	315	328	315	339	358	373	359	386	408	425	404	434	459	478	446	480	507	529		
	Lo Pr	110	117	128	136	117	124	135	144	121	129	141	150	127	135	148	157	133	142	155	165	138	147	160	171		

IDB: Entering Indoor Dry Bulb Temperature  
 High and low pressures are measured at the liquid and suction access fittings.  
 Shaded area reflects AHRI (TVA) conditions.  
 Amps: Unit amps (comp.+ evaporator + condenser fan motors)  
 kW = Total system power

# EXPANDED COOLING DATA — GPG1342XXM41

IDB		Outdoor Ambient Temperature												Entering Indoor Wet Bulb Temperature											
		65				75				85				95				105				115			
		59	63	67	71	59	63	67	71	59	63	67	71	59	63	67	71	59	63	67	71	59	63	67	71
70	Airflow	39.7	41.1	45.1	-	38.8	40.2	44.0	-	37.8	39.2	43.0	-	36.9	38.3	41.9	-	35.1	36.4	39.8	-	32.5	33.7	36.9	-
	MBh	0.8	0.6	0.4	-	0.8	0.7	0.5	-	0.8	0.7	0.5	-	0.8	0.7	0.5	-	0.9	0.7	0.5	-	0.9	0.7	0.5	-
	S/T	19	17	13	-	20	17	13	-	20	17	13	-	20	17	13	-	19	17	13	-	18	16	12	-
	ΔT	2.9	3.0	3.1	-	3.1	3.2	3.3	-	3.3	3.4	3.5	-	3.5	3.5	3.7	-	3.6	3.7	3.8	-	3.7	3.8	3.9	-
	kW	12.6	12.9	13.2	-	13.5	13.7	14.1	-	14.4	14.7	15.1	-	15.3	15.6	16.0	-	16.1	16.5	16.9	-	16.9	17.3	17.8	-
	Amps	237	255	269	-	266	286	302	-	302	325	343	-	344	370	391	-	387	417	440	-	428	460	486	-
	Hi Pr	113	120	131	-	119	127	138	-	124	132	144	-	130	138	151	-	136	145	158	-	141	150	164	-
	Lo Pr	38.5	39.9	43.8	-	37.6	39.0	42.7	-	36.7	38.1	41.7	-	35.8	37.1	40.7	-	34.1	35.3	38.7	-	31.5	32.7	35.8	-
	MBh	0.7	0.6	0.4	-	0.8	0.6	0.4	-	0.8	0.6	0.4	-	0.8	0.7	0.5	-	0.8	0.7	0.5	-	0.8	0.7	0.5	-
	S/T	20	17	13	-	20	18	13	-	20	18	13	-	21	18	14	-	20	18	13	-	19	16	12	-
	ΔT	2.9	3.0	3.0	-	3.1	3.2	3.3	-	3.3	3.4	3.5	-	3.4	3.5	3.6	-	3.6	3.7	3.8	-	3.7	3.8	3.9	-
	kW	12.5	12.8	13.1	-	13.4	13.6	14.0	-	14.3	14.6	15.0	-	15.2	15.5	15.9	-	16.0	16.3	16.8	-	16.8	17.2	17.7	-
Amps	234	252	266	-	263	283	299	-	299	322	340	-	341	367	387	-	383	413	436	-	424	456	481	-	
Hi Pr	112	119	130	-	118	125	137	-	122	130	142	-	129	137	149	-	135	143	157	-	139	148	162	-	
Lo Pr	35.6	36.9	40.4	-	34.7	36.0	39.4	-	33.9	35.1	38.5	-	33.1	34.3	37.6	-	31.4	32.6	35.7	-	29.1	30.2	33.1	-	
MBh	0.7	0.6	0.4	-	0.7	0.6	0.4	-	0.7	0.6	0.4	-	0.8	0.6	0.4	-	0.8	0.7	0.5	-	0.8	0.7	0.5	-	
S/T	20	18	13	-	21	18	14	-	21	18	14	-	21	18	14	-	21	18	14	-	19	17	13	-	
ΔT	2.8	2.9	3.0	-	3.0	3.1	3.2	-	3.2	3.3	3.4	-	3.4	3.4	3.5	-	3.5	3.6	3.7	-	3.6	3.7	3.8	-	
kW	12.3	12.5	12.8	-	13.1	13.3	13.7	-	14.0	14.3	14.7	-	14.8	15.1	15.5	-	15.6	15.9	16.4	-	16.4	16.8	17.2	-	
Amps	227	245	258	-	255	275	290	-	290	312	330	-	331	356	376	-	372	400	423	-	411	442	467	-	
Hi Pr	108	115	126	-	114	122	133	-	119	126	138	-	125	133	145	-	131	139	152	-	135	144	157	-	
Lo Pr	40.4	41.6	45.0	48.3	39.4	40.6	43.9	47.2	38.5	39.6	42.9	46.0	37.5	38.7	41.8	44.9	35.7	36.7	39.7	42.7	33.0	34.0	36.8	39.5	
MBh	0.9	0.8	0.6	0.4	0.9	0.8	0.6	0.4	0.9	0.8	0.6	0.4	1.0	0.9	0.6	0.4	1.0	0.9	0.7	0.4	1.0	0.9	0.7	0.4	
S/T	22	21	17	12	23	21	17	12	23	21	17	12	23	21	17	12	23	21	17	12	21	19	16	11	
ΔT	3.0	3.0	3.1	3.2	3.2	3.2	3.3	3.4	3.3	3.4	3.5	3.6	3.5	3.6	3.7	3.8	3.6	3.7	3.8	3.9	3.8	3.8	4.0	4.1	
kW	12.7	13.0	13.3	13.7	13.6	13.8	14.2	14.7	14.6	14.9	15.3	15.8	15.4	15.7	16.2	16.7	16.2	16.6	17.1	17.6	17.1	17.5	18.0	18.6	
Amps	239	257	272	283	268	289	305	318	305	328	347	362	348	374	395	412	391	421	444	464	432	465	491	512	
Hi Pr	114	121	132	141	120	128	140	149	125	133	145	155	131	140	152	162	138	146	160	170	142	151	165	176	
Lo Pr	39.2	40.3	43.7	46.9	38.3	39.4	42.7	45.8	37.4	38.5	41.6	44.7	36.5	37.5	40.6	43.6	34.6	35.7	38.6	41.4	32.1	33.0	35.7	38.4	
MBh	0.8	0.7	0.6	0.4	0.9	0.8	0.6	0.4	0.9	0.8	0.6	0.4	0.9	0.8	0.6	0.4	0.9	0.8	0.6	0.4	1.0	0.9	0.6	0.4	
S/T	23	21	18	12	24	22	18	12	24	22	18	12	24	22	18	12	24	22	18	12	22	20	17	11	
ΔT	2.9	3.0	3.1	3.2	3.1	3.2	3.3	3.4	3.3	3.4	3.5	3.6	3.5	3.5	3.7	3.8	3.6	3.7	3.8	3.9	3.7	3.8	3.9	4.0	
kW	12.6	12.9	13.2	13.6	13.5	13.7	14.1	14.6	14.4	14.7	15.2	15.6	15.3	15.6	16.0	16.6	16.1	16.5	16.9	17.5	16.9	17.3	17.8	18.4	
Amps	237	255	269	281	266	286	302	315	302	325	343	358	344	370	391	408	387	417	440	459	428	460	486	507	
Hi Pr	113	120	131	139	119	127	138	147	124	132	144	153	130	138	151	161	136	145	158	168	141	150	164	174	
Lo Pr	36.2	37.2	40.3	43.3	35.3	36.4	39.4	42.3	34.5	35.5	38.4	41.2	33.6	34.6	37.5	40.2	32.0	32.9	35.6	38.2	29.6	30.5	33.0	35.4	
MBh	0.8	0.7	0.5	0.3	0.8	0.7	0.6	0.4	0.8	0.8	0.6	0.4	0.9	0.8	0.6	0.4	0.9	0.8	0.6	0.4	0.9	0.8	0.6	0.4	
S/T	24	22	18	12	24	22	18	12	24	22	18	12	24	22	18	12	24	22	18	12	22	20	17	12	
ΔT	2.9	2.9	3.0	3.1	3.1	3.1	3.2	3.3	3.2	3.3	3.4	3.5	3.4	3.5	3.6	3.7	3.5	3.6	3.7	3.8	3.6	3.7	3.8	4.0	
kW	12.3	12.6	12.9	13.3	13.2	13.4	13.8	14.2	14.1	14.4	14.8	15.3	14.9	15.2	15.7	16.2	15.7	16.1	16.5	17.1	16.5	16.9	17.4	18.0	
Amps	230	247	261	272	258	277	293	306	293	315	333	347	334	359	379	396	376	404	427	445	415	447	472	492	
Hi Pr	109	116	127	135	115	123	134	143	120	128	139	148	126	134	146	156	132	141	153	163	137	145	159	169	
Lo Pr	40.4	41.6	45.0	48.3	39.4	40.6	43.9	47.2	38.5	39.6	42.9	46.0	37.5	38.7	41.8	44.9	35.7	36.7	39.7	42.7	33.0	34.0	36.8	39.5	

IDB		Outdoor Ambient Temperature												Entering Indoor Wet Bulb Temperature											
		65				75				85				95				105				115			
		59	63	67	71	59	63	67	71	59	63	67	71	59	63	67	71	59	63	67	71	59	63	67	71
75	Airflow	39.7	41.1	45.1	-	38.8	40.2	44.0	-	37.8	39.2	43.0	-	36.9	38.3	41.9	-	35.1	36.4	39.8	-	32.5	33.7	36.9	-
	MBh	0.8	0.6	0.4	-	0.8	0.7	0.5	-	0.8	0.7	0.5	-	0.8	0.7	0.5	-	0.9	0.7	0.5	-	0.9	0.7	0.5	-
	S/T	19	17	13	-	20	17	13	-	20	17	13	-	20	17	13	-	19	17	13	-	18	16	12	-
	ΔT	2.9	3.0	3.1	-	3.1	3.2	3.3	-	3.3	3.4	3.5	-	3.5	3.5	3.7	-	3.6	3.7	3.8	-	3.7	3.8	3.9	-
	kW	12.6	12.9	13.2	-	13.5	13.7	14.1	-	14.4	14.7	15.1	-	15.3	15.6	16.0	-	16.1	16.5	16.9	-	16.9	17.3	17.8	-
	Amps	237	255	269	-	266	286	302	-	302	325	343	-	344	370	391	-	387	417	440	-	428	460	486	-
	Hi Pr	113	120	131	-	119	127	138	-	124	132	144	-	130	138	151	-	136	145	158	-	141	150	164	-
	Lo Pr	38.5	39.9	43.8	-	37.6	39.0	42.7	-	36.7	38.1	41.7	-	35.8	37.1	40.7	-	34.1	35.3	38.7	-	31.5	32.7	35.8	-
	MBh	0.7	0.6	0.4	-	0.8	0.6	0.4	-	0.8	0.6	0.4	-	0.8	0.7	0.5	-	0.8	0.7	0.5	-	0.8	0.7	0.5	-
	S/T	20	17	13	-	20	18	13	-	20	18	13	-	21	18	14	-	20	18	13	-	19	16	12	-
	ΔT	2.9	3.0	3.0	-	3.1	3.2	3.3	-	3.3	3.4	3.5	-	3.4	3.5	3.6	-	3.6	3.7	3.8	-	3.7	3.8	3.9	-
	kW	12.5	12.8	13.1	-	13.4	13.6	14.0	-	14.3	14.6	15.0	-	15.2	15.5	15.9	-	16.0	16.3	16.8	-	16.8	17.2	17.7	-
Amps	234	252	266	-	263	283	299	-	299	322	340	-	341	367	387	-	383	413	436	-	424	456	481	-	
Hi Pr	112	119	130	-	118	125	137	-																	

# EXPANDED COOLING DATA — GPG1342XXM41 (CONT.)

IDB		Outdoor Ambient Temperature												Entering Indoor Wet Bulb Temperature																																																																																																																																																																																																																																																																																																																																																																																																																																																																																																																																				
		65						75						85						95						105						115																																																																																																																																																																																																																																																																																																																																																																																																																																																																																																																		
		59	63	67	71	75	79	59	63	67	71	75	79	59	63	67	71	75	79	59	63	67	71	75	79	59	63	67	71	75	79	59	63	67	71	75	79																																																																																																																																																																																																																																																																																																																																																																																																																																																																																																													
1440	Airflow	41.1	42.0	44.8	47.9	40.1	41.0	43.8	46.8	39.2	40.0	42.8	45.7	38.2	39.0	41.7	44.6	36.3	37.1	39.6	42.4	33.6	34.4	36.7	39.2	S/T	1.0	0.9	0.7	0.5	1.0	0.9	0.8	0.6	1.0	1.0	0.8	0.6	1.0	1.0	0.8	0.6	1.0	1.0	0.8	0.6	1.0	1.0	0.8	0.6	ΔT	25	24	21	17	26	24	21	17	24	25	21	17	24	25	21	17	23	24	21	17	23	24	21	17	21	22	20	16	kW	3.0	3.0	3.1	3.2	3.2	3.2	3.3	3.4	3.4	3.4	3.4	3.5	3.6	3.5	3.6	3.7	3.8	3.7	3.7	3.9	4.0	3.8	3.9	4.0	4.1	Amps	12.8	13.1	13.4	13.8	13.7	13.9	14.3	14.8	14.7	15.0	15.4	15.9	15.5	15.8	16.3	16.8	16.4	16.7	17.2	17.8	17.2	17.6	18.1	18.7	Hi Pr	242	260	275	286	271	292	308	321	308	332	350	365	351	378	399	416	395	425	449	468	436	470	496	517	Lo Pr	115	122	133	142	121	129	141	150	126	134	147	156	133	141	154	164	139	148	161	172	144	153	167	178	MBh	39.9	40.8	43.5	46.5	39.0	39.8	42.5	45.5	38.0	38.9	41.5	44.4	37.1	37.9	40.5	43.3	35.2	36.0	38.5	41.1	32.6	33.4	35.6	38.1	S/T	0.9	0.9	0.7	0.5	0.9	0.9	0.7	0.5	1.0	0.9	0.7	0.6	1.0	0.9	0.8	0.6	1.0	1.0	0.8	0.6	1.0	1.0	0.8	0.6	ΔT	26	25	22	17	26	25	22	18	26	25	22	18	27	25	22	18	25	25	22	17	23	23	20	16	kW	3.0	3.0	3.1	3.2	3.2	3.2	3.3	3.4	3.3	3.4	3.5	3.6	3.5	3.6	3.7	3.8	3.6	3.7	3.8	3.9	3.8	3.8	4.0	4.1	Amps	12.7	13.0	13.3	13.7	13.6	13.8	14.2	14.7	14.6	14.9	15.3	15.8	15.4	15.7	16.2	16.7	16.2	16.6	17.1	17.6	17.1	17.5	18.0	18.6	Hi Pr	239	257	272	284	268	289	305	318	305	329	347	362	348	374	395	412	391	421	444	464	432	465	491	512	Lo Pr	114	121	132	141	120	128	140	149	125	133	145	155	131	140	152	162	138	146	160	170	142	151	165	176	MBh	36.8	37.6	40.2	43.0	36.0	36.7	39.3	42.0	35.1	35.9	38.3	41.0	34.2	35.0	37.4	40.0	32.5	33.2	35.5	38.0	30.1	30.8	32.9	35.2	S/T	0.9	0.8	0.7	0.5	0.9	0.9	0.7	0.5	1.0	0.9	0.7	0.5	1.0	0.9	0.7	0.5	1.0	0.9	0.8	0.6	1.0	0.9	0.8	0.6	ΔT	26	25	22	18	27	26	22	18	27	26	22	18	27	26	22	18	27	25	22	17	23	23	20	16	kW	2.9	2.9	3.0	3.1	3.1	3.1	3.2	3.3	3.3	3.3	3.4	3.5	3.4	3.5	3.6	3.7	3.6	3.6	3.7	3.9	3.7	3.7	3.9	4.0	Amps	12.4	12.7	13.0	13.4	13.3	13.5	13.9	14.3	14.2	14.5	14.9	15.4	15.0	15.3	15.8	16.3	15.9	16.2	16.7	17.2	16.7	17.0	17.5	18.1	Hi Pr	232	250	264	275	260	280	296	309	296	319	336	351	337	363	383	400	379	408	431	450	419	451	476	497	Lo Pr	110	117	128	137	117	124	135	144	121	129	141	150	127	135	148	157	133	142	155	165	138	147	160	171

1440	MBh	41.8	42.6	44.6	47.6	40.8	41.6	43.6	46.5	39.9	40.6	42.5	45.4	38.9	39.6	41.5	44.3	36.9	37.6	39.4	42.1	34.2	34.9	36.5	39.0	S/T	1.0	1.0	0.9	0.7	1.0	1.0	0.9	0.7	1.0	1.0	0.9	0.7	1.0	1.0	0.9	0.7	1.0	1.0	0.8	0.6	1.0	1.0	0.8	0.6	ΔT	27	26	25	21	26	27	25	22	25	26	25	22	22	25	25	22	24	24	25	22	22	22	22	23	20	kW	3.0	3.1	3.1	3.2	3.2	3.3	3.4	3.5	3.4	3.5	3.6	3.7	3.6	3.6	3.7	3.9	3.7	3.8	3.9	4.0	3.8	3.9	4.0	4.1	Amps	12.9	13.2	13.5	13.9	13.8	14.1	14.4	14.9	14.8	15.1	15.5	16.0	15.6	16.0	16.4	17.0	16.5	16.9	17.4	17.9	17.4	17.7	18.3	18.9	Hi Pr	244	263	277	289	274	295	311	325	311	335	354	369	355	382	403	420	399	429	453	473	441	474	501	523	Lo Pr	116	124	135	144	123	130	142	152	127	136	148	158	134	142	156	166	140	149	163	174	145	154	169	180	MBh	40.6	41.4	43.3	46.2	39.6	40.4	42.3	45.1	38.7	39.4	41.3	44.1	37.7	38.5	40.3	43.0	35.9	36.6	38.3	40.8	33.2	33.9	35.5	37.8	S/T	1.0	0.9	0.8	0.7	1.0	1.0	0.9	0.7	1.0	1.0	0.9	0.7	1.0	1.0	0.9	0.7	1.0	1.0	0.9	0.8	1.0	1.0	0.8	0.6	ΔT	28	27	26	22	28	28	26	23	28	28	26	23	27	28	26	23	26	26	26	22	24	24	24	21	kW	3.0	3.0	3.1	3.2	3.2	3.2	3.3	3.4	3.4	3.4	3.5	3.6	3.5	3.6	3.7	3.8	3.7	3.7	3.9	4.0	3.8	3.9	4.0	4.1	Amps	12.8	13.1	13.4	13.8	13.7	13.9	14.3	14.8	14.7	15.0	15.4	15.9	15.5	15.8	16.3	16.8	16.4	16.7	17.2	17.8	17.2	17.6	18.1	18.7	Hi Pr	242	260	275	286	271	292	308	321	308	332	350	365	351	378	399	416	395	425	449	468	436	470	496	517	Lo Pr	115	122	133	142	121	129	141	150	126	134	147	156	133	141	154	164	139	148	161	172	144	153	167	178	MBh	37.5	38.2	40.0	42.7	36.6	37.3	39.1	41.7	35.7	36.4	38.1	40.7	34.8	35.5	37.2	39.7	33.1	33.7	35.3	37.7	30.7	31.3	32.7	34.9	S/T	0.9	0.9	0.8	0.6	1.0	0.9	0.8	0.7	1.0	0.9	0.8	0.7	1.0	1.0	0.9	0.7	1.0	1.0	0.9	0.7	1.0	1.0	0.9	0.7	ΔT	28	28	26	23	28	28	26	23	28	28	26	23	27	28	26	23	27	28	26	23	25	26	25	21	kW	2.9	3.0	3.0	3.1	3.1	3.2	3.3	3.4	3.3	3.4	3.5	3.6	3.4	3.5	3.6	3.7	3.6	3.7	3.8	3.9	3.7	3.8	3.9	4.0	Amps	12.5	12.8	13.1	13.5	13.4	13.6	14.0	14.4	14.3	14.6	15.0	15.5	15.2	15.5	15.9	16.4	16.0	16.3	16.8	17.4	16.8	17.2	17.7	18.3	Hi Pr	234	252	266	278	263	283	299	312	299	322	340	354	341	367	387	404	383	412	435	454	423	456	481	502	Lo Pr	111	119	129	138	118	125	137	146	122	130	142	151	129	137	149	159	135	143	157	167	139	148	162	172
------	-----	------	------	------	------	------	------	------	------	------	------	------	------	------	------	------	------	------	------	------	------	------	------	------	------	-----	-----	-----	-----	-----	-----	-----	-----	-----	-----	-----	-----	-----	-----	-----	-----	-----	-----	-----	-----	-----	-----	-----	-----	-----	----	----	----	----	----	----	----	----	----	----	----	----	----	----	----	----	----	----	----	----	----	----	----	----	----	----	----	-----	-----	-----	-----	-----	-----	-----	-----	-----	-----	-----	-----	-----	-----	-----	-----	-----	-----	-----	-----	-----	-----	-----	-----	------	------	------	------	------	------	------	------	------	------	------	------	------	------	------	------	------	------	------	------	------	------	------	------	------	-------	-----	-----	-----	-----	-----	-----	-----	-----	-----	-----	-----	-----	-----	-----	-----	-----	-----	-----	-----	-----	-----	-----	-----	-----	-------	-----	-----	-----	-----	-----	-----	-----	-----	-----	-----	-----	-----	-----	-----	-----	-----	-----	-----	-----	-----	-----	-----	-----	-----	-----	------	------	------	------	------	------	------	------	------	------	------	------	------	------	------	------	------	------	------	------	------	------	------	------	-----	-----	-----	-----	-----	-----	-----	-----	-----	-----	-----	-----	-----	-----	-----	-----	-----	-----	-----	-----	-----	-----	-----	-----	-----	----	----	----	----	----	----	----	----	----	----	----	----	----	----	----	----	----	----	----	----	----	----	----	----	----	----	-----	-----	-----	-----	-----	-----	-----	-----	-----	-----	-----	-----	-----	-----	-----	-----	-----	-----	-----	-----	-----	-----	-----	-----	------	------	------	------	------	------	------	------	------	------	------	------	------	------	------	------	------	------	------	------	------	------	------	------	------	-------	-----	-----	-----	-----	-----	-----	-----	-----	-----	-----	-----	-----	-----	-----	-----	-----	-----	-----	-----	-----	-----	-----	-----	-----	-------	-----	-----	-----	-----	-----	-----	-----	-----	-----	-----	-----	-----	-----	-----	-----	-----	-----	-----	-----	-----	-----	-----	-----	-----	-----	------	------	------	------	------	------	------	------	------	------	------	------	------	------	------	------	------	------	------	------	------	------	------	------	-----	-----	-----	-----	-----	-----	-----	-----	-----	-----	-----	-----	-----	-----	-----	-----	-----	-----	-----	-----	-----	-----	-----	-----	-----	----	----	----	----	----	----	----	----	----	----	----	----	----	----	----	----	----	----	----	----	----	----	----	----	----	----	-----	-----	-----	-----	-----	-----	-----	-----	-----	-----	-----	-----	-----	-----	-----	-----	-----	-----	-----	-----	-----	-----	-----	-----	------	------	------	------	------	------	------	------	------	------	------	------	------	------	------	------	------	------	------	------	------	------	------	------	------	-------	-----	-----	-----	-----	-----	-----	-----	-----	-----	-----	-----	-----	-----	-----	-----	-----	-----	-----	-----	-----	-----	-----	-----	-----	-------	-----	-----	-----	-----	-----	-----	-----	-----	-----	-----	-----	-----	-----	-----	-----	-----	-----	-----	-----	-----	-----	-----	-----	-----

IDB: Entering Indoor Dry Bulb Temperature  
 High and low pressures are measured at the liquid and suction access fittings.  
 Shaded area reflects AHRI (TVA) conditions.  
 Amps: Unit amps (comp.+ evaporator + condenser fan motors)  
 kW = Total system power

# EXPANDED COOLING DATA — GPG1348XXM41

IDB	Airflow	Outdoor Ambient Temperature																								
		65				75				85				95				105				115				
		59	63	67	71	59	63	67	71	59	63	67	71	59	63	67	71	59	63	67	71	59	63	67	71	
70	1700	45.4	47.0	51.5	-	44.3	45.9	50.3	-	43.3	44.9	49.1	-	42.2	43.8	47.9	-	40.1	41.6	45.5	-	37.2	38.5	42.2	-	
		S/T	0.8	0.7	0.5	-	0.8	0.7	0.5	-	0.8	0.7	0.5	-	0.9	0.7	0.5	-	0.9	0.7	0.5	-	0.9	0.7	0.5	-
		ΔT	19	17	13	-	19	17	13	-	19	17	13	-	20	17	13	-	19	17	13	-	18	16	12	-
		kW	3.3	3.3	3.4	-	3.5	3.6	3.7	-	3.7	3.8	3.9	-	3.9	4.0	4.1	-	4.0	4.1	4.3	-	4.2	4.3	4.4	-
		Amps	15.9	16.1	16.5	-	16.9	17.2	17.6	-	17.9	18.3	18.7	-	18.9	19.2	19.7	-	19.8	20.2	20.7	-	20.7	21.1	21.7	-
		Hi Pr	241	259	274	-	270	291	307	-	308	331	349	-	350	377	398	-	394	424	448	-	435	468	495	-
		Lo Pr	115	123	134	-	122	129	141	-	126	135	147	-	133	141	154	-	139	148	162	-	144	153	167	-
		MBh	44.7	46.3	50.8	-	43.7	45.3	49.6	-	42.6	44.2	48.4	-	41.6	43.1	47.2	-	39.5	41.0	44.9	-	36.6	37.9	41.6	-
		S/T	0.7	0.6	0.4	-	0.8	0.6	0.4	-	0.8	0.7	0.5	-	0.8	0.7	0.5	-	0.9	0.7	0.5	-	0.9	0.7	0.5	-
		ΔT	20	17	13	-	20	18	13	-	20	18	13	-	21	18	14	-	20	18	13	-	19	16	12	-
	kW	3.3	3.3	3.4	-	3.5	3.6	3.7	-	3.7	3.8	3.9	-	3.9	3.9	4.1	-	4.0	4.1	4.2	-	4.2	4.2	4.4	-	
	Amps	15.9	16.1	16.5	-	16.8	17.1	17.5	-	17.9	18.2	18.6	-	18.8	19.1	19.6	-	19.7	20.1	20.6	-	20.6	21.0	21.6	-	
	Hi Pr	239	258	272	-	269	289	305	-	305	329	347	-	348	374	395	-	391	421	445	-	432	465	491	-	
	Lo Pr	114	122	133	-	121	129	140	-	126	134	146	-	132	140	153	-	138	147	161	-	143	152	166	-	
	MBh	41.3	42.8	46.9	-	40.3	41.8	45.8	-	39.4	40.8	44.7	-	38.4	39.8	43.6	-	36.5	37.8	41.4	-	33.8	35.0	38.4	-	
	S/T	0.7	0.6	0.4	-	0.7	0.6	0.4	-	0.8	0.6	0.4	-	0.8	0.7	0.5	-	0.8	0.7	0.5	-	0.8	0.7	0.5	-	
	ΔT	21	18	14	-	21	18	14	-	21	18	14	-	21	18	14	-	21	18	14	-	19	17	13	-	
	kW	3.2	3.3	3.3	-	3.4	3.5	3.6	-	3.6	3.7	3.8	-	3.8	3.9	4.0	-	3.9	4.0	4.1	-	4.1	4.1	4.3	-	
	Amps	15.5	15.8	16.2	-	16.4	16.7	17.1	-	17.5	17.8	18.3	-	18.4	18.7	19.2	-	19.3	19.7	20.2	-	20.2	20.6	21.1	-	
	Hi Pr	232	250	264	-	260	280	296	-	296	319	337	-	337	363	383	-	380	408	431	-	419	451	477	-	
	Lo Pr	111	118	129	-	117	125	136	-	122	130	141	-	128	136	149	-	134	143	156	-	139	148	161	-	

75	1700	46.2	47.5	51.4	55.2	45.1	46.4	50.2	53.9	44.0	45.3	49.0	52.6	42.9	44.2	47.8	51.4	40.8	42.0	45.5	48.8	37.8	38.9	42.1	45.2	
		S/T	0.9	0.8	0.6	0.4	0.9	0.8	0.6	0.4	0.9	0.8	0.6	0.4	1.0	0.9	0.7	0.4	1.0	0.9	0.7	0.4	1.0	0.9	0.7	0.4
		ΔT	22	20	17	12	22	21	17	12	22	21	17	12	23	21	17	12	22	21	17	12	20	19	16	11
		kW	3.3	3.4	3.5	3.6	3.5	3.6	3.7	3.8	3.7	3.8	3.9	4.1	3.9	4.0	4.1	4.3	4.1	4.2	4.3	4.4	4.2	4.3	4.4	4.6
		Amps	16.0	16.3	16.7	17.2	17.0	17.3	17.7	18.2	18.1	18.4	18.9	19.4	19.0	19.4	19.9	20.5	20.0	20.3	20.9	21.5	20.9	21.3	21.9	22.6
		Hi Pr	243	262	277	289	273	294	310	324	311	334	353	368	354	381	402	419	398	428	452	472	440	473	500	521
		Lo Pr	116	124	135	144	123	131	143	152	128	136	148	158	134	143	156	166	141	150	163	174	145	155	169	180
		MBh	45.5	46.8	50.7	54.4	44.4	45.7	49.5	53.1	43.4	44.6	48.3	51.9	42.3	43.6	47.1	50.6	40.2	41.4	44.8	48.1	37.2	38.3	41.5	44.5
		S/T	0.8	0.8	0.6	0.4	0.9	0.8	0.6	0.4	0.9	0.8	0.6	0.4	0.9	0.8	0.6	0.4	0.9	0.9	0.7	0.4	1.0	0.9	0.7	0.4
		ΔT	23	22	18	12	24	22	18	12	24	22	18	12	24	22	18	12	24	22	18	12	22	20	17	11
	kW	3.3	3.3	3.4	3.5	3.5	3.6	3.7	3.8	3.7	3.8	3.9	4.0	3.9	4.0	4.1	4.2	4.1	4.1	4.3	4.4	4.2	4.3	4.4	4.5	
	Amps	16.0	16.2	16.6	17.1	16.9	17.2	17.6	18.1	18.0	18.3	18.8	19.3	18.9	19.3	19.8	20.4	19.9	20.2	20.8	21.4	20.8	21.2	21.8	22.4	
	Hi Pr	242	260	275	287	271	292	308	321	308	332	351	366	351	378	399	416	395	425	449	468	437	470	496	518	
	Lo Pr	116	123	134	143	122	130	142	151	127	135	147	157	133	142	155	165	140	149	162	173	144	154	168	179	
	MBh	42.0	43.2	46.8	50.2	41.0	42.2	45.7	49.0	40.0	41.2	44.6	47.9	39.0	40.2	43.5	46.7	37.1	38.2	41.3	44.4	34.4	35.4	38.3	41.1	
	S/T	0.8	0.7	0.6	0.4	0.8	0.8	0.6	0.4	0.9	0.8	0.6	0.4	0.9	0.8	0.6	0.4	0.9	0.8	0.6	0.4	0.9	0.8	0.6	0.4	
	ΔT	24	22	18	12	24	22	18	13	24	22	18	13	24	22	18	13	24	22	18	12	22	21	17	12	
	kW	3.2	3.3	3.4	3.5	3.4	3.5	3.6	3.7	3.6	3.7	3.8	3.9	3.8	3.9	4.0	4.1	4.0	4.0	4.2	4.3	4.1	4.2	4.3	4.4	
	Amps	15.6	15.9	16.3	16.7	16.6	16.8	17.3	17.7	17.6	17.9	18.4	18.9	18.5	18.9	19.4	19.9	19.4	19.8	20.3	20.9	20.3	20.7	21.3	21.9	
	Hi Pr	234	252	266	278	263	283	299	312	299	322	340	355	341	367	387	404	383	413	436	454	424	456	481	502	
	Lo Pr	112	119	130	139	118	126	138	146	123	131	143	152	129	138	150	160	135	144	157	168	140	149	163	173	

IDB: Entering Indoor Dry Bulb Temperature  
 High and low pressures are measured at the liquid and suction access fittings.  
 Shaded area reflects ACCA (TVA) conditions.  
 Amps: Unit amps (comp.+ evaporator + condenser fan motors)  
 kW = Total system power

# EXPANDED COOLING DATA — GPG1348XXM41 (CONT.)

IDB	Airflow	Outdoor Ambient Temperature																							
		65				75				85				95				105				115			
		59	63	67	71	59	63	67	71	59	63	67	71	59	63	67	71	59	63	67	71	59	63	67	71
80	MBh	47.0	48.0	51.3	54.8	45.9	46.9	50.1	53.5	44.8	45.8	48.9	52.3	43.7	44.7	47.7	51.0	41.5	42.4	45.3	48.4	38.5	39.3	42.0	44.9
	S/T	1.0	0.9	0.7	0.6	1.0	0.9	0.8	0.6	1.0	1.0	0.8	0.6	1.0	1.0	0.8	0.6	1.0	1.0	0.8	0.6	1.0	1.0	0.9	0.6
	ΔT	25	24	21	16	25	24	21	17	24	24	21	17	24	24	21	17	22	23	21	17	21	21	19	15
	kW	3.3	3.4	3.5	3.6	3.6	3.6	3.7	3.9	3.8	3.8	4.0	4.1	4.0	4.0	4.2	4.3	4.1	4.2	4.3	4.5	4.2	4.3	4.5	4.6
	Amps	16.1	16.4	16.8	17.3	17.1	17.4	17.8	18.3	18.2	18.5	19.0	19.6	19.2	19.5	20.0	20.6	20.1	20.5	21.0	21.7	21.1	21.5	22.0	22.7
	Hi Pr	246	265	279	291	276	297	314	327	314	338	357	372	357	385	406	424	402	433	457	477	444	478	505	527
	Lo Pr	118	125	137	145	124	132	144	154	129	137	150	160	136	144	157	168	142	151	165	176	147	156	171	182
	MBh	46.3	47.3	50.5	54.0	45.2	46.2	49.4	52.8	44.1	45.1	48.2	51.5	43.1	44.0	47.0	50.2	40.9	41.8	44.7	47.7	37.9	38.7	41.4	44.2
	S/T	0.9	0.9	0.7	0.5	1.0	0.9	0.7	0.6	1.0	0.9	0.8	0.6	1.0	1.0	0.8	0.6	1.0	1.0	0.8	0.6	1.0	1.0	0.8	0.6
	ΔT	26	25	22	17	26	25	22	18	26	25	22	18	26	26	22	18	25	25	22	17	23	23	20	16
	kW	3.3	3.4	3.5	3.6	3.5	3.6	3.7	3.8	3.7	3.8	3.9	4.1	3.9	4.0	4.1	4.3	4.1	4.2	4.3	4.4	4.2	4.3	4.4	4.6
	Amps	16.1	16.3	16.7	17.2	17.0	17.3	17.7	18.2	18.1	18.4	18.9	19.5	19.1	19.4	19.9	20.5	20.0	20.4	20.9	21.6	20.9	21.4	21.9	22.6
Hi Pr	244	263	277	289	274	295	311	325	312	335	354	369	355	382	403	421	399	430	454	473	441	475	501	523	
Lo Pr	117	124	136	144	123	131	143	153	128	136	149	159	135	143	156	167	141	150	164	175	146	155	169	180	
MBh	42.7	43.6	46.6	49.9	41.7	42.6	45.6	48.7	40.7	41.6	44.5	47.5	39.7	40.6	43.4	46.4	37.8	38.6	41.2	44.1	35.0	35.7	38.2	40.8	
S/T	0.9	0.8	0.7	0.5	0.9	0.9	0.7	0.5	1.0	0.9	0.7	0.5	1.0	0.9	0.8	0.6	1.0	1.0	0.8	0.6	1.0	1.0	0.8	0.6	
ΔT	27	25	22	18	27	26	22	18	27	26	22	18	27	26	23	18	27	26	22	18	25	24	21	17	
kW	3.2	3.3	3.4	3.5	3.5	3.5	3.6	3.7	3.7	3.7	3.8	4.0	3.8	3.9	4.0	4.2	4.0	4.1	4.2	4.3	4.1	4.2	4.3	4.5	
Amps	15.7	16.0	16.4	16.8	16.7	17.0	17.4	17.9	17.7	18.1	18.5	19.0	18.7	19.0	19.5	20.1	19.6	19.9	20.5	21.1	20.5	20.9	21.4	22.1	
Hi Pr	237	255	269	281	266	286	302	315	302	325	343	358	344	370	391	408	387	417	440	459	428	460	486	507	
Lo Pr	113	120	131	140	120	127	139	148	124	132	144	154	131	139	152	162	137	146	159	169	142	151	164	175	

85	MBh	47.8	48.7	51.0	54.4	46.7	47.6	49.8	53.2	45.6	46.5	48.7	51.9	44.5	45.3	47.5	50.6	42.2	43.1	45.1	48.1	39.1	39.9	41.8	44.6
	S/T	1.0	1.0	0.9	0.7	1.0	1.0	0.9	0.7	1.0	1.0	0.9	0.8	1.0	1.0	0.9	0.8	1.0	1.0	0.8	0.8	1.0	1.0	1.0	0.8
	ΔT	26	26	25	21	25	26	25	21	25	25	25	21	24	25	25	22	23	23	24	21	21	22	23	20
	kW	3.4	3.4	3.5	3.6	3.6	3.7	3.8	3.9	3.8	3.9	4.0	4.1	4.0	4.1	4.2	4.3	4.1	4.2	4.4	4.5	4.3	4.4	4.5	4.6
	Amps	16.2	16.5	16.9	17.4	17.2	17.5	18.0	18.5	18.3	18.7	19.1	19.7	19.3	19.7	20.2	20.8	20.3	20.6	21.2	21.8	21.2	21.6	22.2	22.9
	Hi Pr	248	267	282	294	279	300	317	330	317	341	360	376	361	388	410	428	406	437	461	481	449	483	510	532
	Lo Pr	119	126	138	147	125	133	146	155	130	139	151	161	137	146	159	169	143	153	167	177	148	158	172	184
	MBh	47.1	48.0	50.3	53.6	46.0	46.9	49.1	52.4	44.9	45.8	47.9	51.1	43.8	44.7	46.8	49.9	41.6	42.4	44.4	47.4	38.5	39.3	41.2	43.9
	S/T	1.0	0.9	0.9	0.7	1.0	1.0	0.9	0.7	1.0	1.0	0.9	0.7	1.0	1.0	0.9	0.8	1.0	1.0	0.8	0.8	1.0	1.0	1.0	0.8
	ΔT	28	27	26	22	28	28	26	23	27	28	26	23	26	27	26	23	25	26	26	23	23	24	24	21
	kW	3.3	3.4	3.5	3.6	3.6	3.6	3.7	3.9	3.8	3.9	4.0	4.1	4.0	4.0	4.2	4.3	4.1	4.2	4.3	4.5	4.3	4.3	4.5	4.6
	Amps	16.2	16.5	16.8	17.3	17.1	17.4	17.9	18.4	18.2	18.6	19.0	19.6	19.2	19.6	20.1	20.7	20.2	20.5	21.1	21.7	21.1	21.5	22.1	22.8
Hi Pr	247	265	280	292	277	298	314	328	315	339	358	373	358	386	407	425	403	434	458	478	446	479	506	528	
Lo Pr	118	125	137	146	125	132	145	154	129	138	150	160	136	145	158	168	142	152	165	176	147	157	171	182	
MBh	43.5	44.3	46.4	49.5	42.5	43.3	45.3	48.4	41.4	42.2	44.2	47.2	40.4	41.2	43.2	46.0	38.4	39.2	41.0	43.7	35.6	36.3	38.0	40.5	
S/T	0.9	0.9	0.8	0.7	1.0	0.9	0.8	0.7	1.0	1.0	0.9	0.7	1.0	1.0	0.9	0.7	1.0	1.0	0.9	0.8	1.0	1.0	0.9	0.8	
ΔT	28	28	26	23	29	28	27	23	29	28	27	23	28	28	27	23	27	27	26	23	25	25	25	21	
kW	3.3	3.3	3.4	3.5	3.5	3.6	3.7	3.8	3.7	3.8	3.9	4.0	3.9	3.9	4.1	4.2	4.0	4.1	4.2	4.4	4.1	4.2	4.4	4.5	
Amps	15.8	16.1	16.5	17.0	16.8	17.1	17.5	18.0	17.9	18.2	18.6	19.2	18.8	19.1	19.6	20.2	19.7	20.1	20.6	21.2	20.6	21.0	21.6	22.3	
Hi Pr	239	257	272	284	268	289	305	318	305	329	347	362	348	374	395	412	391	421	445	464	432	465	491	512	
Lo Pr	114	122	133	141	121	129	140	149	126	134	146	155	132	140	153	163	138	147	161	171	143	152	166	177	

IDB: Entering Indoor Dry Bulb Temperature  
 High and low pressures are measured at the liquid and suction access fittings.  
 Shaded area reflects AHRI (TVA) conditions.  
 Amps: Unit amps (comp.+ evaporator + condenser fan motors)  
 kW = Total system power

# EXPANDED COOLING DATA — GPG1360XXM41

IDB	Airflow	Outdoor Ambient Temperature																							
		65				75				85				95				105				115			
		59	63	67	71	59	63	67	71	59	63	67	71	59	63	67	71	59	63	67	71	59	63	67	71
70	MBh	56.3	58.4	64.0	-	55.0	57.0	62.5	-	53.7	55.7	61.0	-	52.4	54.3	59.5	-	49.8	51.6	56.5	-	46.1	47.8	52.4	-
	S/T	0.8	0.6	0.4	-	0.8	0.7	0.5	-	0.8	0.7	0.5	-	0.8	0.7	0.5	-	0.9	0.7	0.5	-	0.9	0.7	0.5	-
	ΔT	19	17	13	-	20	17	13	-	20	17	13	-	20	17	13	-	20	17	13	-	18	16	12	-
	kW	4.3	4.3	4.5	-	4.6	4.7	4.8	-	4.8	4.9	5.1	-	5.1	5.2	5.3	-	5.3	5.4	5.6	-	5.5	5.6	5.7	-
	Amps	18.0	18.4	18.9	-	19.2	19.6	20.2	-	20.7	21.1	21.7	-	21.9	22.3	23.0	-	23.1	23.6	24.3	-	24.3	24.9	25.6	-
	Hi Pr	241	260	274	-	271	291	308	-	308	331	350	-	351	377	399	-	395	425	448	-	436	469	495	-
	Lo Pr	109	116	127	-	115	123	134	-	120	127	139	-	126	134	146	-	132	140	153	-	136	145	158	-
	MBh	54.7	56.7	62.1	-	53.4	55.4	60.7	-	52.2	54.1	59.2	-	50.9	52.7	57.8	-	48.3	50.1	54.9	-	44.8	46.4	50.9	-
	S/T	0.7	0.6	0.4	-	0.8	0.6	0.4	-	0.8	0.6	0.4	-	0.8	0.7	0.5	-	0.8	0.7	0.5	-	0.8	0.7	0.5	-
	ΔT	20	18	13	-	21	18	13	-	21	18	14	-	21	18	14	-	20	18	13	-	19	16	13	-
	kW	4.2	4.3	4.4	-	4.5	4.6	4.8	-	4.8	4.9	5.1	-	5.0	5.1	5.3	-	5.2	5.3	5.5	-	5.4	5.5	5.7	-
	Amps	17.9	18.2	18.7	-	19.1	19.5	20.0	-	20.5	20.9	21.5	-	21.7	22.2	22.8	-	22.9	23.4	24.1	-	24.1	24.7	25.4	-
Hi Pr	239	257	272	-	268	289	305	-	305	328	346	-	347	374	395	-	391	420	444	-	432	465	491	-	
Lo Pr	108	115	125	-	114	121	132	-	119	126	138	-	125	132	145	-	131	139	152	-	135	144	157	-	
MBh	50.5	52.3	57.3	-	49.3	51.1	56.0	-	48.1	49.9	54.7	-	47.0	48.7	53.3	-	44.6	46.2	50.7	-	41.3	42.8	46.9	-	
S/T	0.7	0.6	0.4	-	0.7	0.6	0.4	-	0.7	0.6	0.4	-	0.8	0.6	0.4	-	0.8	0.7	0.5	-	0.8	0.7	0.5	-	
ΔT	21	18	13	-	21	18	14	-	21	18	14	-	21	18	14	-	21	18	14	-	19	17	13	-	
kW	4.1	4.2	4.3	-	4.4	4.5	4.7	-	4.7	4.8	4.9	-	4.9	5.0	5.2	-	5.1	5.2	5.4	-	5.3	5.4	5.6	-	
Amps	17.5	17.8	18.3	-	18.6	19.0	19.6	-	20.0	20.4	21.0	-	21.2	21.6	22.3	-	22.4	22.8	23.5	-	23.5	24.0	24.8	-	
Hi Pr	232	249	263	-	260	280	296	-	296	318	336	-	337	363	383	-	379	408	431	-	419	451	476	-	
Lo Pr	105	111	122	-	111	118	129	-	115	122	134	-	121	129	140	-	127	135	147	-	131	139	152	-	

75	MBh	57.3	59.0	63.9	68.5	56.0	57.6	62.4	66.9	54.6	56.3	60.9	65.3	53.3	54.9	59.4	63.8	50.6	52.1	56.4	60.6	46.9	48.3	52.3	56.1
	S/T	0.9	0.8	0.6	0.4	0.9	0.8	0.6	0.4	0.9	0.8	0.6	0.4	1.0	0.9	0.6	0.4	1.0	0.9	0.7	0.4	1.0	0.9	0.7	0.4
	ΔT	23	21	17	12	23	21	17	12	23	21	17	12	23	21	17	12	23	21	17	12	21	19	16	11
	kW	4.3	4.4	4.5	4.6	4.6	4.7	4.8	5.0	4.9	5.0	5.1	5.3	5.1	5.2	5.4	5.6	5.3	5.4	5.6	5.8	5.5	5.6	5.8	6.0
	Amps	18.1	18.5	19.0	19.6	19.4	19.8	20.3	21.0	20.8	21.3	21.9	22.6	22.1	22.5	23.2	24.0	23.3	23.8	24.5	25.3	24.5	25.1	25.8	26.7
	Hi Pr	244	262	277	289	274	294	311	324	311	335	354	369	354	381	403	420	399	429	453	472	440	474	501	522
	Lo Pr	110	117	128	136	116	124	135	144	121	129	141	150	127	135	148	157	133	142	155	165	138	147	160	170
	MBh	55.6	57.3	62.0	66.5	54.3	55.9	60.6	65.0	53.0	54.6	59.1	63.4	51.8	53.3	57.7	61.9	49.2	50.6	54.8	58.8	45.5	46.9	50.8	54.5
	S/T	0.8	0.7	0.6	0.4	0.9	0.8	0.6	0.4	0.9	0.8	0.6	0.4	0.9	0.8	0.6	0.4	0.9	0.8	0.6	0.4	1.0	0.9	0.6	0.4
	ΔT	23	22	18	12	24	22	18	12	24	22	18	12	24	22	18	12	24	22	18	12	22	20	17	11
	kW	4.3	4.3	4.5	4.6	4.6	4.7	4.8	5.0	4.8	4.9	5.1	5.3	5.1	5.2	5.3	5.5	5.3	5.4	5.6	5.7	5.5	5.6	5.7	5.9
	Amps	18.0	18.4	18.9	19.5	19.2	19.6	20.2	20.8	20.7	21.1	21.7	22.4	21.9	22.4	23.0	23.8	23.1	23.6	24.3	25.1	24.3	24.9	25.6	26.5
Hi Pr	241	260	274	286	271	291	308	321	308	331	350	365	351	378	399	416	395	425	449	468	436	469	496	517	
Lo Pr	109	116	127	135	115	123	134	143	120	127	139	148	126	134	146	156	132	140	153	163	136	145	158	169	
MBh	51.3	52.9	57.2	61.4	50.2	51.6	55.9	60.0	49.0	50.4	54.6	58.6	47.8	49.2	53.2	57.1	45.4	46.7	50.6	54.3	42.0	43.3	46.8	50.3	
S/T	0.8	0.7	0.5	0.3	0.8	0.7	0.6	0.4	0.8	0.8	0.6	0.4	0.9	0.8	0.6	0.4	0.9	0.8	0.6	0.4	0.9	0.8	0.6	0.4	
ΔT	24	22	18	12	24	22	18	13	24	22	18	13	24	22	18	13	24	22	18	12	22	21	17	12	
kW	4.2	4.3	4.4	4.5	4.5	4.6	4.7	4.8	4.7	4.8	5.0	5.1	5.0	5.1	5.2	5.4	5.2	5.3	5.4	5.6	5.3	5.4	5.6	5.8	
Amps	17.6	17.9	18.4	19.0	18.8	19.2	19.7	20.3	20.2	20.6	21.2	21.9	21.4	21.8	22.4	23.2	22.6	23.0	23.7	24.5	23.7	24.2	25.0	25.8	
Hi Pr	234	252	266	277	263	283	299	311	299	322	340	354	340	366	387	403	383	412	435	454	423	455	481	501	
Lo Pr	106	113	123	131	112	119	130	138	116	124	135	144	122	130	142	151	128	136	149	158	132	141	154	164	

IDB: Entering Indoor Dry Bulb Temperature  
 High and low pressures are measured at the liquid and suction access fittings.  
 Shaded area reflects ACCA (TVA) conditions.  
 Amps: Unit amps (comp.+ evaporator + condenser fan motors)  
 kW = Total system power

EXPANDED COOLING DATA — GPG1360XXM41 (CONT.)

IDB	Airflow	Outdoor Ambient Temperature																							
		65				75				85				95				105				115			
		59	63	67	71	59	63	67	71	59	63	67	71	59	63	67	71	59	63	67	71	59	63	67	71
80	MBh	58.3	59.6	63.7	68.1	57.0	58.2	62.2	66.5	55.6	56.8	60.7	64.9	54.3	55.4	59.2	63.3	51.5	52.7	56.3	60.1	47.7	48.8	52.1	55.7
	S/T	1.0	0.9	0.7	0.5	1.0	0.9	0.8	0.6	1.0	1.0	0.8	0.6	1.0	1.0	0.8	0.6	1.0	1.0	0.8	0.6	1.0	1.0	0.8	0.6
	ΔT	25	24	21	17	26	24	21	17	25	24	21	17	25	25	21	17	23	24	21	17	22	22	20	16
	kW	4.3	4.4	4.5	4.7	4.6	4.7	4.9	5.0	4.9	5.0	5.2	5.3	5.2	5.3	5.4	5.6	5.4	5.5	5.7	5.8	5.5	5.7	5.8	6.0
	Amps	18.3	18.7	19.2	19.8	19.5	19.9	20.5	21.2	21.0	21.4	22.0	22.8	22.2	22.7	23.4	24.2	23.5	24.0	24.7	25.6	24.7	25.3	26.0	26.9
	Hi Pr	246	265	280	292	276	297	314	327	314	338	357	372	358	385	407	424	403	433	458	477	445	479	506	527
	Lo Pr	111	118	129	138	118	125	137	145	122	130	142	151	128	137	149	159	135	143	156	166	139	148	162	172
	MBh	56.6	57.9	61.8	66.1	55.3	56.5	60.4	64.5	54.0	55.2	58.9	63.0	52.7	53.8	57.5	61.5	50.0	51.1	54.6	58.4	46.3	47.4	50.6	54.1
	S/T	0.9	0.9	0.7	0.5	0.9	0.9	0.7	0.5	1.0	0.9	0.7	0.6	1.0	0.9	0.8	0.6	1.0	1.0	0.8	0.6	1.0	1.0	0.8	0.6
	ΔT	26	25	22	17	26	25	22	18	26	25	22	18	27	26	22	18	25	25	22	18	24	24	20	16
kW	4.3	4.4	4.5	4.6	4.6	4.7	4.8	5.0	4.9	5.0	5.1	5.3	5.1	5.2	5.4	5.6	5.3	5.4	5.6	5.8	5.5	5.6	5.8	6.0	
Amps	18.1	18.5	19.0	19.6	19.4	19.8	20.3	21.0	20.8	21.3	21.9	22.6	22.1	22.5	23.2	24.0	23.3	23.8	24.5	25.3	24.5	25.1	25.8	26.7	
Hi Pr	244	262	277	289	274	294	311	324	311	335	354	369	354	381	403	420	399	429	453	473	440	474	501	522	
Lo Pr	110	117	128	136	116	124	135	144	121	129	141	150	127	135	148	157	133	142	155	165	138	147	160	170	
MBh	52.3	53.4	57.1	61.0	51.0	52.2	55.7	59.6	49.8	50.9	54.4	58.2	48.6	49.7	53.1	56.7	46.2	47.2	50.4	53.9	42.8	43.7	46.7	49.9	
S/T	0.9	0.8	0.7	0.5	0.9	0.9	0.7	0.5	0.9	0.9	0.7	0.5	1.0	0.9	0.7	0.5	1.0	0.9	0.8	0.6	1.0	0.9	0.8	0.6	
ΔT	26	25	22	18	27	26	22	18	27	26	22	18	27	26	23	18	27	26	22	18	25	24	21	17	
kW	4.2	4.3	4.4	4.5	4.5	4.6	4.7	4.9	4.8	4.9	5.0	5.2	5.0	5.1	5.3	5.4	5.2	5.3	5.5	5.6	5.4	5.5	5.7	5.8	
Amps	17.7	18.1	18.6	19.2	18.9	19.3	19.9	20.5	20.3	20.8	21.3	22.0	21.5	22.0	22.6	23.4	22.7	23.2	23.9	24.7	23.9	24.4	25.2	26.0	
Hi Pr	236	255	269	280	265	286	302	315	302	325	343	358	344	370	391	407	387	416	439	458	427	460	486	506	
Lo Pr	107	114	124	132	113	120	131	140	117	125	136	145	123	131	143	152	129	137	150	160	134	142	155	165	

85	MBh	59.3	60.5	63.3	67.6	58.0	59.1	61.9	66.0	56.6	57.7	60.4	64.4	55.2	56.3	58.9	62.9	52.4	53.5	56.0	59.7	48.6	49.5	51.9	55.3
	S/T	1.0	1.0	0.9	0.7	1.0	1.0	0.9	0.7	1.0	1.0	0.9	0.8	1.0	1.0	1.0	0.8	1.0	1.0	1.0	0.8	1.0	1.0	1.0	0.8
	ΔT	27	26	25	22	26	27	25	22	26	26	25	22	25	25	25	22	24	24	25	22	22	22	23	20
	kW	4.4	4.4	4.6	4.7	4.7	4.8	4.9	5.1	5.0	5.1	5.2	5.4	5.2	5.3	5.5	5.6	5.4	5.5	5.7	5.9	5.6	5.7	5.9	6.1
	Amps	18.4	18.8	19.3	19.9	19.7	20.1	20.7	21.3	21.2	21.6	22.2	23.0	22.4	22.9	23.6	24.4	23.7	24.2	24.9	25.8	24.9	25.5	26.2	27.1
	Hi Pr	249	268	283	295	279	300	317	331	317	342	361	376	361	389	411	428	407	438	462	482	449	484	511	533
	Lo Pr	112	120	131	139	119	126	138	147	123	131	143	153	130	138	151	160	136	145	158	168	141	150	163	174
	MBh	57.6	58.7	61.5	65.6	56.3	57.4	60.1	64.1	54.9	56.0	58.6	62.6	53.6	54.6	57.2	61.0	50.9	51.9	54.4	58.0	47.2	48.1	50.3	53.7
	S/T	1.0	0.9	0.8	0.7	1.0	1.0	0.9	0.7	1.0	1.0	0.9	0.7	1.0	1.0	0.9	0.7	1.0	1.0	0.9	0.8	1.0	1.0	1.0	0.8
	ΔT	28	27	26	22	28	28	26	23	28	28	26	23	27	28	26	23	26	26	26	23	24	24	24	21
kW	4.3	4.4	4.5	4.7	4.6	4.7	4.9	5.0	4.9	5.0	5.2	5.3	5.2	5.3	5.4	5.6	5.4	5.5	5.7	5.8	5.5	5.7	5.8	6.0	
Amps	18.3	18.7	19.2	19.8	19.5	19.9	20.5	21.2	21.0	21.4	22.0	22.8	22.2	22.7	23.4	24.2	23.5	24.0	24.7	25.6	24.7	25.3	26.0	26.9	
Hi Pr	246	265	280	292	276	297	314	327	314	338	357	372	358	385	407	424	403	433	458	477	445	479	506	527	
Lo Pr	111	118	129	138	118	125	137	145	122	130	142	151	128	137	149	159	135	143	156	166	139	148	162	172	
MBh	53.2	54.2	56.8	60.6	51.9	52.9	55.4	59.2	50.7	51.7	54.1	57.7	49.5	50.4	52.8	56.3	47.0	47.9	50.2	53.5	43.5	44.4	46.5	49.6	
S/T	0.9	0.9	0.8	0.6	1.0	0.9	0.8	0.7	1.0	0.9	0.9	0.7	1.0	1.0	0.9	0.7	1.0	1.0	0.9	0.7	1.0	1.0	0.9	0.7	
ΔT	28	28	26	23	29	28	27	23	29	28	27	23	29	28	27	23	27	28	26	23	25	26	25	21	
kW	4.2	4.3	4.4	4.6	4.5	4.6	4.8	4.9	4.8	4.9	5.0	5.2	5.0	5.1	5.3	5.5	5.2	5.3	5.5	5.7	5.4	5.5	5.7	5.9	
Amps	17.9	18.2	18.7	19.3	19.1	19.5	20.0	20.7	20.5	20.9	21.5	22.2	21.7	22.2	22.8	23.6	22.9	23.4	24.1	24.9	24.1	24.6	25.4	26.2	
Hi Pr	239	257	271	283	268	288	305	318	305	328	346	361	347	374	395	411	391	420	444	463	432	464	490	511	
Lo Pr	108	115	125	134	114	121	132	141	119	126	138	147	125	132	145	154	130	139	152	161	135	144	157	167	

IDB: Entering Indoor Dry Bulb Temperature  
 High and low pressures are measured at the liquid and suction access fittings.  
 Shaded area reflects AHRI (TVA) conditions.  
 kW = Total system power  
 Amps: Unit amps (comp.+ evaporator + condenser fan motors)

## AIRFLOW DATA FOR PSC MOTORS

### GPG13M— 2-TON MODELS

MOTOR SPEED	HIGH				MED				LOW			
E.S.P.	CFM	WATTS	RPM	AMPS	CFM	WATTS	RPM	AMPS	CFM	WATTS	RPM	AMPS
0.1	1,190	380	823	1.67	850	230	647	1.02	600	150	514	0.67
0.2	1,140	360	845	1.62	830	220	690	1.00	570	140	585	0.65
0.3	1,080	350	878	1.58	765	215	740	0.97	510	130	654	0.63
0.4	1,025	340	907	1.54	715	210	784	0.94	450	125	728	0.61
0.5	975	330	933	1.38	660	205	834	0.90	380	120	801	0.58
0.6	920	310	945	1.37	610	195	888	0.88	---	---	---	---
0.7	830	300	961	1.35	---	---	---	---	---	---	---	---
0.8	730	290	978	1.32	---	---	---	---	---	---	---	---

### GPG13M— 2½-TON MODELS

MOTOR SPEED	HIGH				MED				LOW			
E.S.P.	CFM	WATTS	RPM	AMPS	CFM	WATTS	RPM	AMPS	CFM	WATTS	RPM	AMPS
0.1	1,370	509	899	2.23	1,261	452	840	1.95	1,056	350	723	1.51
0.2	1,310	492	926	2.13	1,221	442	867	1.9	1,010	339	773	1.43
0.3	1,262	489	942	2.09	1,174	428	899	1.84	971	343	800	1.45
0.4	1,208	475	963	2.06	1,125	414	921	1.8	937	329	836	1.41
0.5	1,140	453	982	1.93	1,063	398	948	1.7	878	318	852	1.27
0.6	1,081	440	999	1.9	1,004	380	971	1.66	811	306	917	1.29
0.7	1,006	425	1,017	1.88	919	368	998	1.59	723	291	960	1.21
0.8	879	403	1,043	1.74	796	371	1,033	1.46	545	259	1,013	1.1

### GPG13M— 3-TON MODELS

MOTOR SPEED	HIGH				MED				LOW			
E.S.P.	CFM	WATTS	RPM	AMPS	CFM	WATTS	RPM	AMPS	CFM	WATTS	RPM	AMPS
0.1	1,462	596	957	2.58	1,337	471	885	2.08	1,029	346	732	1.51
0.2	1,398	563	972	2.53	1,265	452	921	2.01	982	334	775	1.46
0.3	1,326	550	988	2.47	1,227	448	934	1.97	946	329	808	1.4
0.4	1,260	534	1,002	2.39	1,159	429	955	1.87	888	313	846	1.38
0.5	1,188	513	1,012	2.34	1,073	405	980	1.73	823	304	891	1.29
0.6	1,090	496	1,034	2.27	1,008	393	997	1.71	750	287	932	1.23
0.7	997	478	1,047	2.2	895	371	1,025	1.61	668	271	971	1.16
0.8	852	454	1,064	2.16	760	346	1,050	1.49	454	238	1,017	1

### GPG13M— 3½-TON MODELS

MOTOR SPEED	HIGH				MED				LOW			
E.S.P.	CFM	WATTS	RPM	AMPS	CFM	WATTS	RPM	AMPS	CFM	WATTS	RPM	AMPS
0.1	1,575	585	934	2.64	1,450	480	862	2.15	1,100	340	709	1.55
0.2	1,515	565	951	2.58	1,390	460	894	2.06	1,040	325	760	1.49
0.3	1,430	550	974	2.50	1,300	445	922	1.98	1,000	320	816	1.44
0.4	1,340	525	995	2.42	1,215	425	950	1.89	925	305	848	1.38
0.5	1,240	505	1,005	2.34	1,115	395	967	1.79	860	290	887	1.32
0.6	1,130	465	1,030	2.22	1,030	375	1,000	1.71	800	275	920	1.22
0.7	1,010	450	148	2.18	945	350	1,028	1.60	690	255	964	1.16
0.8	910	430	1,064	2.12	860	335	1,038	1.54	---	---	---	---

## AIRFLOW DATA FOR EEM MOTORS

### GPG13M- 4-Ton Models — COOLING

SPEED	T4				T5				
	E.S.P	CFM	WATTS	RPM	AMPS	CFM	WATTS	RPM	AMPS
0.1	---	---	---	---	---	---	---	---	---
0.2	1,593	449	884	3.55	1,699	532	921	4.22	
0.3	1,545	463	905	3.69	1,654	539	944	4.25	
0.4	1,506	476	934	3.82	1,610	551	969	4.3	
0.5	1,448	481	950	3.87	1,545	557	989	4.36	
0.6	1,400	493	972	3.95	1,512	566	1,002	4.41	
0.7	1,341	502	991	4.03	1,433	578	1,019	4.59	
0.8	1,289	511	1,013	4.11	1,392	591	1,036	4.65	

### GPG13M- 5-Ton Models — COOLING

SPEED	T4				T5				
	E.S.P	CFM	WATTS	RPM	AMPS	CFM	WATTS	RPM	AMPS
0.1	1,942	649	993	4.83	2,067	792	1,054	5.81	
0.2	1,883	657	1,010	4.87	2,030	811	1,077	5.85	
0.3	1,859	670	1,029	4.96	1,982	814	1,088	5.88	
0.4	1,827	675	1,047	4.97	1,909	808	1,101	5.86	
0.5	1,749	683	1,069	4.99	1,842	798	1,110	5.85	
0.6	1,706	693	1,083	5.1	1,789	772	1,117	5.65	
0.7	1,655	703	1,104	5.12	1,703	763	1,129	5.58	
0.8	1,588	705	1,120	5.11	1,618	732	1,135	5.29	

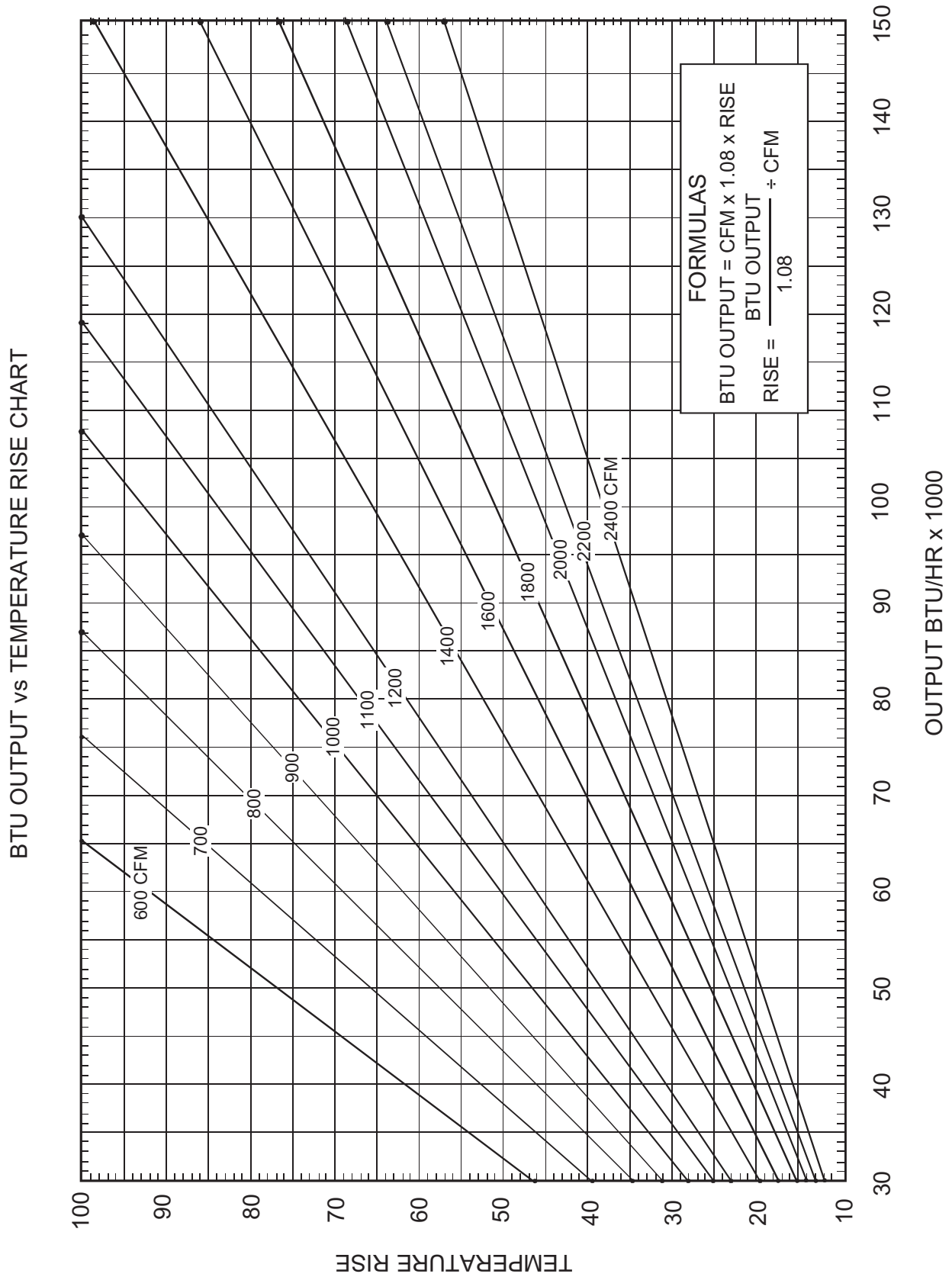
### GPG13M- 4-Ton Models — HEATING

SPEED	T1				T2				T3				
	E.S.P	CFM	WATTS	RPM	AMPS	CFM	WATTS	RPM	AMPS	CFM	WATTS	RPM	AMPS
0.1	---	---	---	---	---	---	---	---	---	---	---	---	---
0.2	914	125	611	1.07	1,105	186	686	1.56	1,397	323	801	2.57	
0.3	822	134	652	1.14	1,024	193	712	1.6	1,346	331	828	2.67	
0.4	733	140	691	1.2	967	202	747	1.65	1,288	342	845	2.76	
0.5	664	150	733	1.26	884	214	786	1.76	1,273	352	855	2.82	
0.6	606	154	765	1.28	816	220	818	1.78	1,178	359	889	2.88	
0.7	584	162	792	1.32	769	230	854	1.85	1,120	369	925	2.97	
0.8	551	164	801	1.34	698	236	880	1.89	1,057	381	941	3.09	

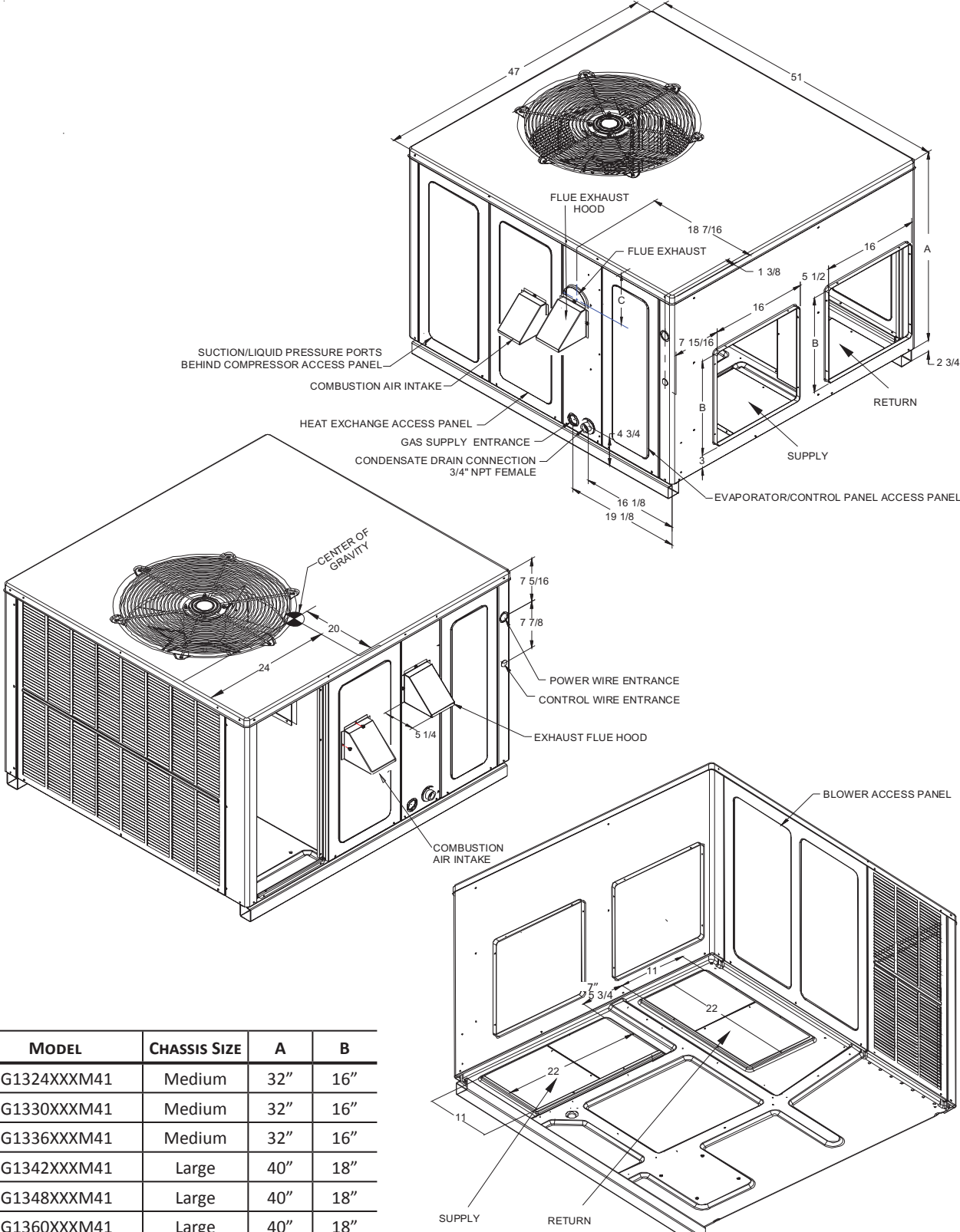
### GPG13M- 5-Ton Models — HEATING

SPEED	T1				T2				T3				
	E.S.P	CFM	WATTS	RPM	AMPS	CFM	WATTS	RPM	AMPS	CFM	WATTS	RPM	AMPS
0.1	1,125	162	645	1.44	1,466	315	783	2.67	1,780	496	914	3.33	
0.2	1,049	168	678	1.53	1,384	322	817	2.74	1,730	506	937	3.89	
0.3	1,000	178	708	1.6	1,347	329	839	2.78	1,664	520	955	4.01	
0.4	910	184	741	1.64	1,291	341	865	2.83	1,608	526	977	4.03	
0.5	857	197	783	1.75	1,237	350	894	2.9	1,568	532	997	4.12	
0.6	809	201	807	1.83	1,185	362	921	3.05	1,515	546	1,020	4.14	
0.7	739	207	838	1.86	1,134	369	945	3.09	1,477	552	1,040	4.18	
0.8	703	218	869	1.96	1,087	382	976	3.21	1,422	562	1,062	4.23	

# TEMPERATURE RISE RANGE CHART

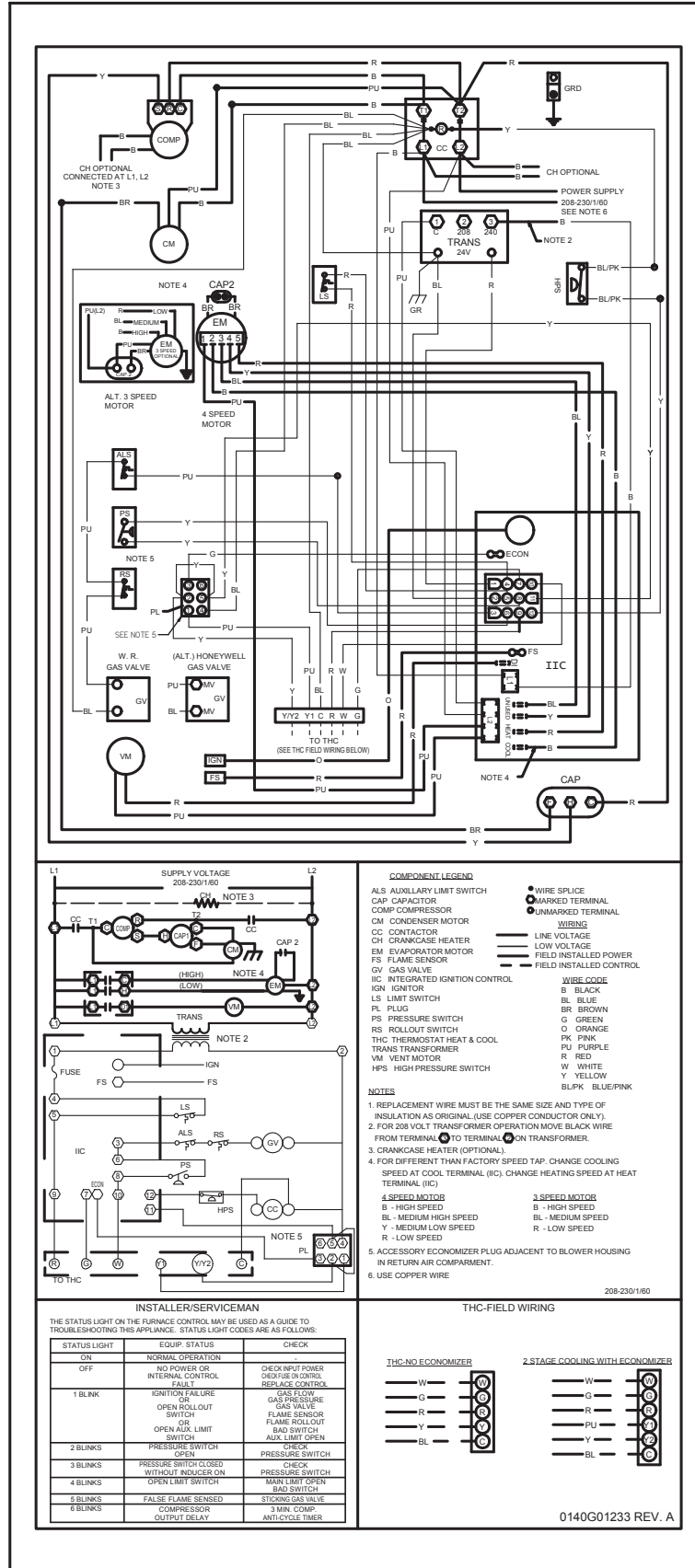


**DIMENSIONS**



MODEL	CHASSIS SIZE	A	B
GPG1324XXM41	Medium	32"	16"
GPG1330XXM41	Medium	32"	16"
GPG1336XXM41	Medium	32"	16"
GPG1342XXM41	Large	40"	18"
GPG1348XXM41	Large	40"	18"
GPG1360XXM41	Large	40"	18"

# WIRING DIAGRAM — GPG1324-42M41

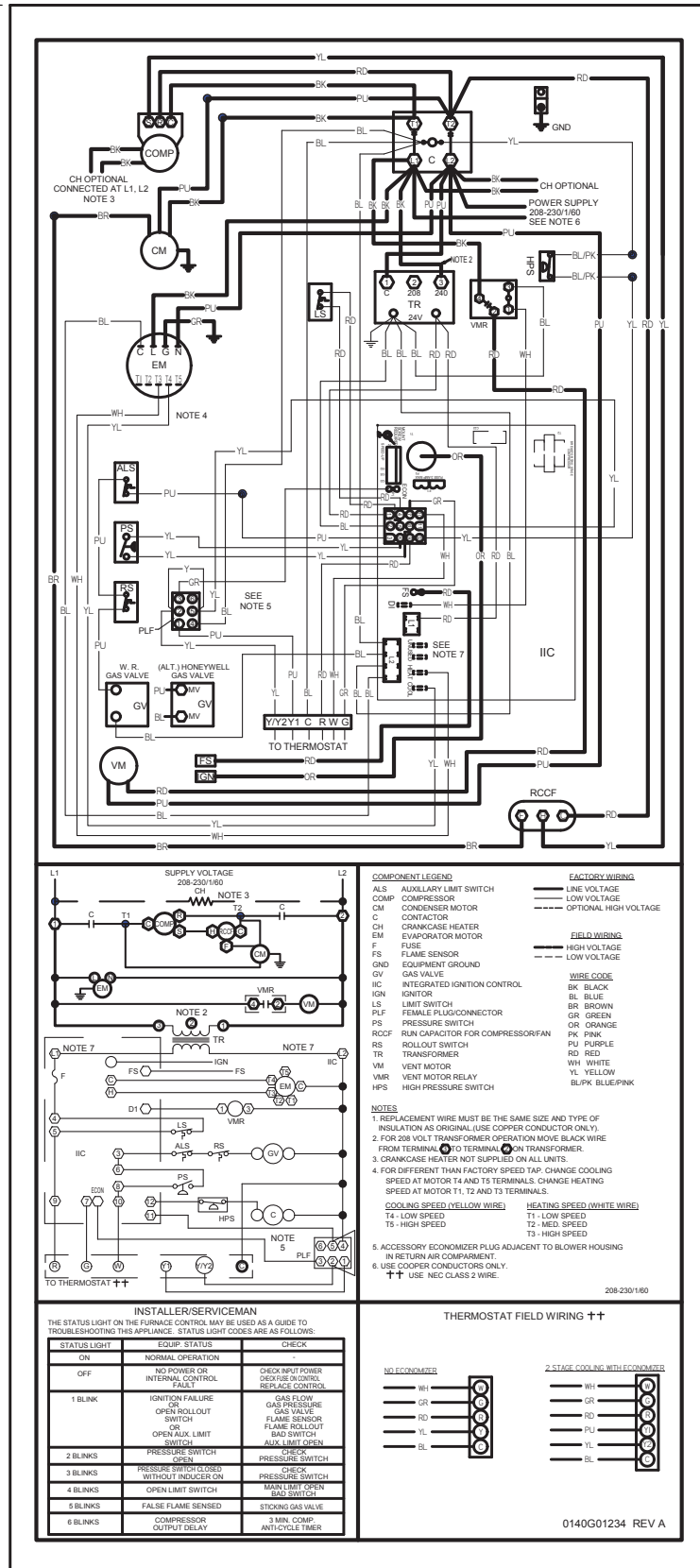


**High Voltage:** Disconnect all power before servicing or installing this unit. Multiple power sources may be present. Failure to do so may cause property damage, personal injury, or death.

**WARNING**

Wiring is subject to change. Always refer to the wiring diagram or the unit for the most up-to-date wiring.

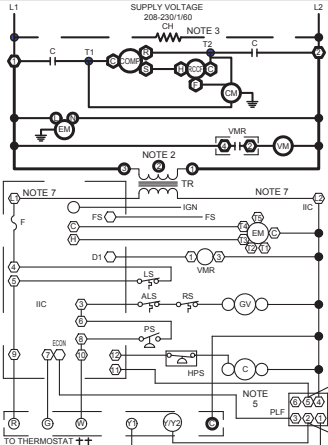
# WIRING DIAGRAM — GPG1348-60M41



**High Voltage:** Disconnect all power before servicing or installing this unit. Multiple power sources may be present. Failure to do so may cause property damage, personal injury, or death.

**WARNING**

Wiring is subject to change. Always refer to the wiring diagram or the unit for the most up-to-date wiring.



## ACCESSORIES

ACCESSORY DESCRIPTION	ITEM NUMBER	
	MEDIUM CHASSIS	LARGE CHASSIS
Concentric Kit	CDK36	CDK4872
Downflow Economizer	PGED101/102	PGED103
Downflow Internal Filter Rack	PGFR101/102/103	PGFR101/102/103
Downflow Manual Damper	PGMDD101/102	PGMDD103
Downflow Motorized Damper	PGMDMD101/102	PGMDMD103
Downflow Square to Round	SQRPG101/102	SQRPG103
External Horizontal Filter Rack	GPGHFR101-103	GPGHFR101-103
Horizontal Duct Cover	20464501PDGK	20464502PDGK
Horizontal Economizer	PGEH101/102	PGEH103
Horizontal Manual Damper	PGMDH102	PGMDH103
Horizontal Motorized Damper	PGMDMH102	PGMDMH103
Horizontal Square to Round	SQRPGH101/102	SQRPGH103
LP Conversion Kit	LPT-03	LPT-03
Roof Curb	PGC101/102/103	PGC101/102/103

